

PROPOSED

CITY OF BATTLEFIELD

Fiscal Year

Funding

		2009	2010	2011	2012	TOTALS
Project:	CLOVERDALE LANE SIDEWALKS	\$ -	\$ -	\$ -	\$ -	\$ -
MoDOT #		\$ -	\$ -	\$ -	\$ -	\$ -
TIP #	EN0905	\$ -	\$ -	\$ -	\$ -	\$ -
Description:	The construction of sidewalks along Cloverdale Lane from Elm north 2620 linear feet.	\$ -	\$ -	\$ -	\$ -	\$ -
Federal Source Agency	FHWA	\$ -	\$ -	\$ -	\$ -	\$ -
Federal Funding Category	ENHANCEMENT	\$ 73,797	\$ -	\$ -	\$ -	\$ 73,797
MoDOT Funding Category		\$ -	\$ -	\$ -	\$ -	\$ -
Work or Fund Category	Construction	\$ 3,061	\$ -	\$ -	\$ -	\$ 3,061
Local funds provided through the City of Battlefield general sales tax revenue.		\$ -	\$ -	\$ -	\$ -	\$ -
	<b>TOTAL</b>	<b>\$ 76,858</b>	<b>\$ -</b>	<b>\$ -</b>	<b>\$ -</b>	<b>\$ 76,858</b>



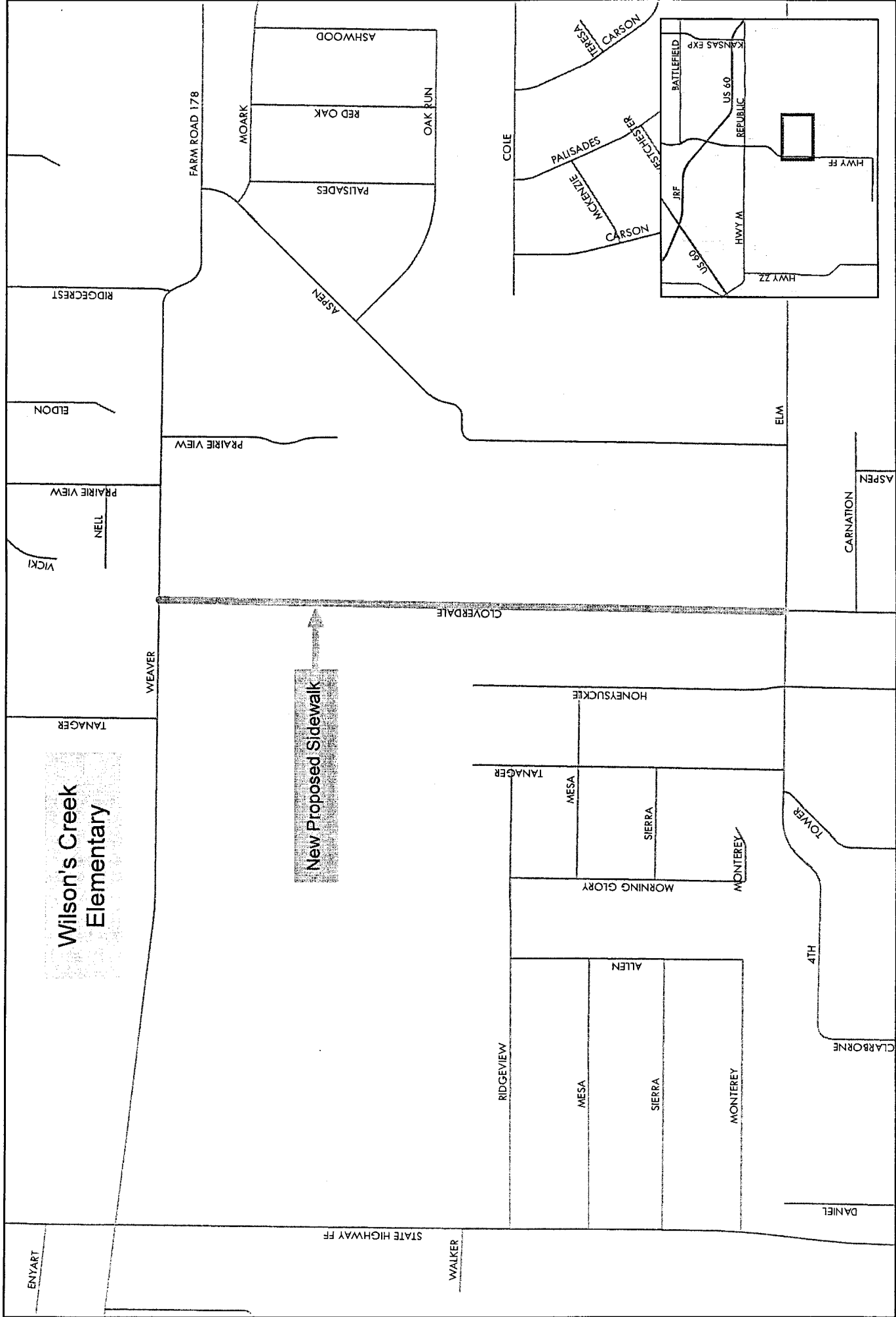
# City of Battlefield Cloverdale Sidewalk

1,000 Feet

500

250

0


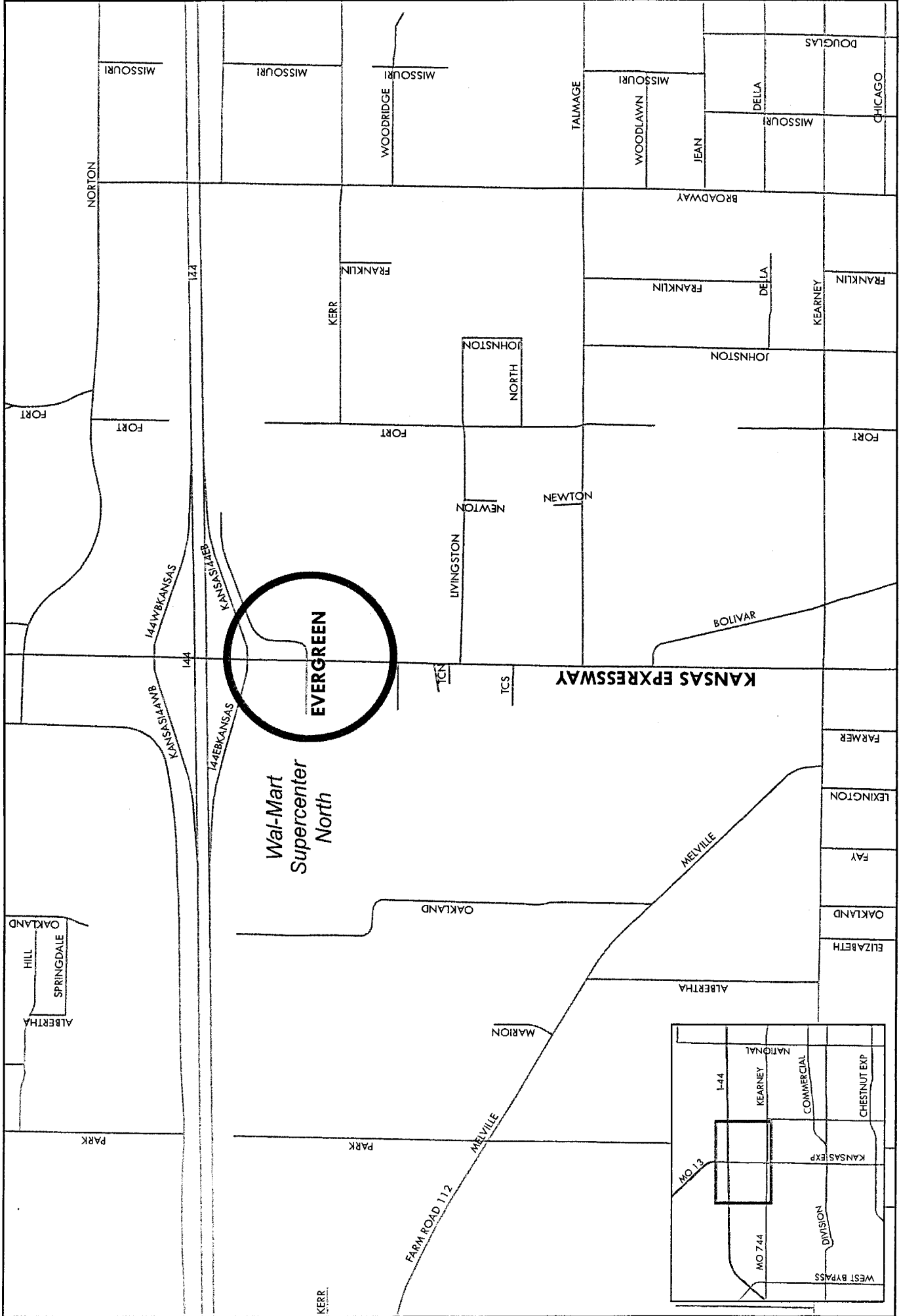


Wilson's Creek  
Elementary

New Proposed Sidewalk

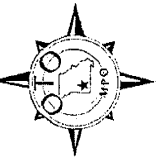




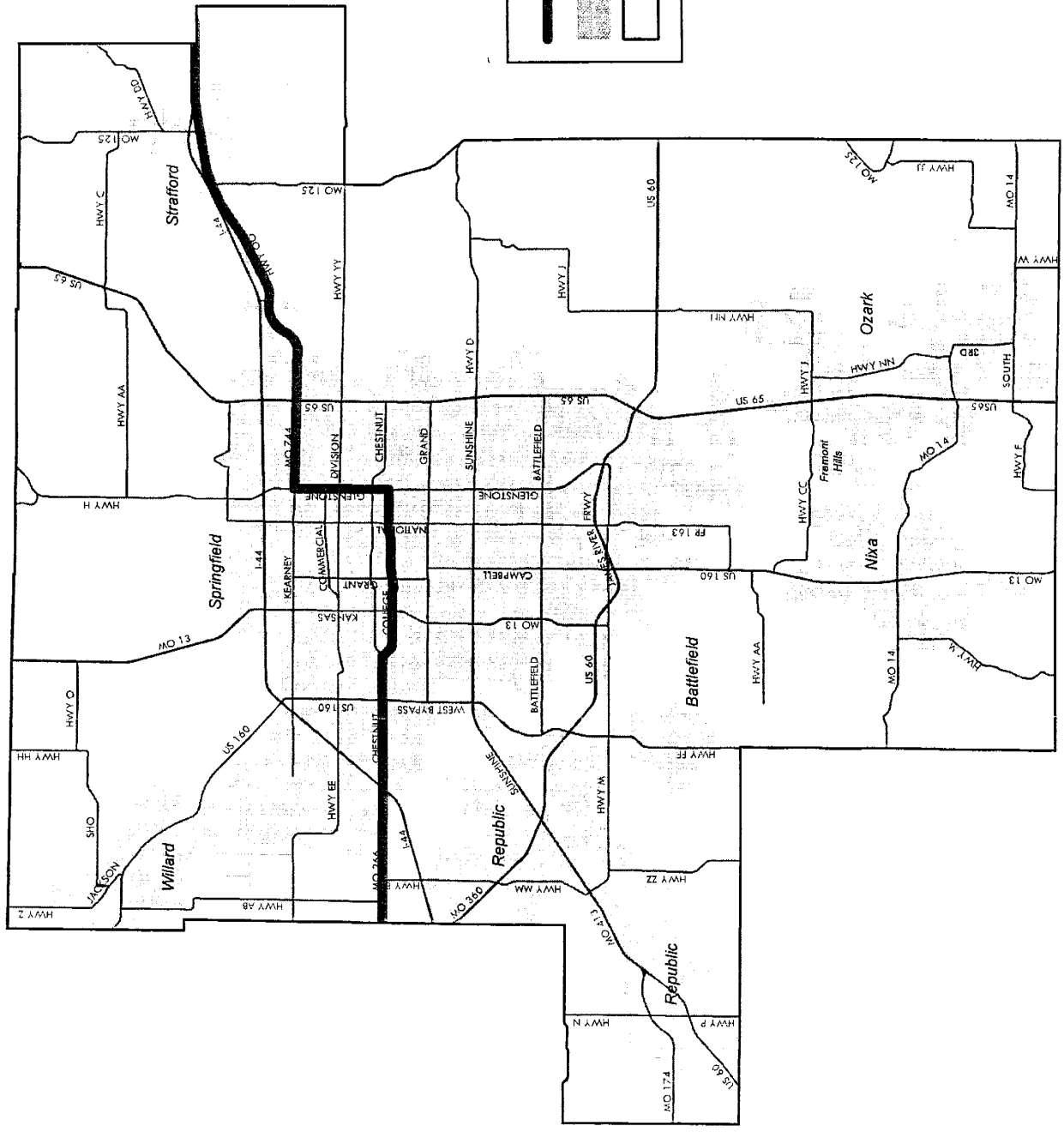


City of Springfield  
Kansas Expressway & Evergreen Street

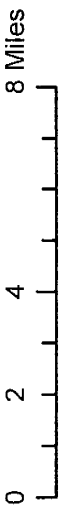




Route 66  
City Limits  
MPO Boundary



# Path of Route 66 Through MPO Area



PROPOSED

MPO WIDE OPERATIONS AND MAINTENANCE

Funding

Fiscal Year

Project: MoDOT # TIP # Description: Federal Source Agency Federal Funding Category MoDOT Funding Category Work or Fund Category OTO Area amount only. Local funds from the Route 66 Association.	Funding	Fiscal Year				TOTALS
		2009	2010	2011	2012	
ROUTE 66 SCENIC BYWAY SIGNAGE MO0808 Installation of signage designating the Route 66 Scenic Byway from the Kansas state line the the Illinois state line. Project to be let by MoDOT.	FHWA	\$ -	\$ -	\$ -	\$ -	\$ -
	MoDOT	\$ -	\$ -	\$ -	\$ -	\$ -
	Local	\$ -	\$ -	\$ -	\$ -	\$ -
	Other	\$ -	\$ -	\$ -	\$ -	\$ -
FHWA	ROW	\$ -	\$ -	\$ -	\$ -	\$ -
	MoDOT	\$ -	\$ -	\$ -	\$ -	\$ -
	Local	\$ -	\$ -	\$ -	\$ -	\$ -
Scenic Byways	Other	\$ -	\$ -	\$ -	\$ -	\$ -
	FHWA	\$ 22,298	\$ -	\$ -	\$ -	\$ 22,298
	MoDOT	\$ -	\$ -	\$ -	\$ -	\$ -
Scenic Byways	Local	\$ 5,575	\$ -	\$ -	\$ -	\$ 5,575
	Construction	\$ -	\$ -	\$ -	\$ -	\$ -
TOTAL		\$ 27,873	\$ -	\$ -	\$ -	\$ 27,873

PROPOSED

MPO WIDE OPERATIONS AND MAINTENANCE

Funding

Fiscal Year

Project: MoDOT # TIP # Description: Federal Source Agency Federal Funding Category MoDOT Funding Category Work or Fund Category OTO Area amount only. Local funds from the Route 66 Association.	Funding	Fiscal Year				TOTALS
		2009	2010	2011	2012	
ROUTE 66 SCENIC BYWAY COORDINOR MANAGEMENT PLAN MO0809 Corridor management plan for the Route 66 Scenic Byway from the Kansas state line to the Illinois state line. Project to be managed by the Route 66 association.	FHWA	\$ 11,070	\$ -	\$ -	\$ -	\$ 11,070
	MoDOT	\$ -	\$ -	\$ -	\$ -	\$ -
	Local	\$ 2,767	\$ -	\$ -	\$ -	\$ 2,767
	Other	\$ -	\$ -	\$ -	\$ -	\$ -
FHWA	ROW	\$ -	\$ -	\$ -	\$ -	\$ -
	MoDOT	\$ -	\$ -	\$ -	\$ -	\$ -
	Local	\$ -	\$ -	\$ -	\$ -	\$ -
Other	Other	\$ -	\$ -	\$ -	\$ -	\$ -
	FHWA	\$ -	\$ -	\$ -	\$ -	\$ -
Scenic Byways	MoDOT	\$ -	\$ -	\$ -	\$ -	\$ -
	Local	\$ -	\$ -	\$ -	\$ -	\$ -
Scenic Byways	Other	\$ -	\$ -	\$ -	\$ -	\$ -
	Planning	\$ -	\$ -	\$ -	\$ -	\$ -
TOTAL		\$ 13,837	\$ -	\$ -	\$ -	\$ 13,837

**EXISTING**

		Funding				Fiscal Year			TOTALS
		2009	2010	2011	2012	2009	2010	2011	
<b>Project:</b>	INTELLIGENT TRANSPORTATION SYSTEMS MANAGEMENT AND OPERATIONS 2009-2012								
<b>MoDOT #</b>	8Q0884 8Q0882 8Q0883 8Q0913	\$ 1,000	\$ 1,000	\$ 1,000	\$ -	\$ -	\$ -	\$ 3,000	
<b>TIP #</b>	MO0903 MO1005 MO 1103 MO1203	\$ -	\$ -	\$ -	\$ -	\$ -	\$ -	\$ -	
<b>Description:</b>	On-going Intelligent Transportation Systems Management and Operations, including operations of the Transportation Management Center for the Springfield region.	\$ -	\$ -	\$ -	\$ -	\$ -	\$ -	\$ -	
<b>Federal Source Agency</b>	FHWA	\$ 373,000	\$ 426,000	\$ 618,000	\$ 742,000	\$ 2,159,000			
<b>Federal Funding Category</b>	STP/ STP-Urban	\$ 93,000	\$ 107,000	\$ 155,000	\$ 186,000	\$ 541,000			
<b>MoDOT Funding Category</b>	Major Projects and Emerging Needs-Distributed Operations	\$ 47,600	\$ 72,500	\$ 72,500	\$ 72,500	\$ 265,100			
<b>Work or Fund Category</b>	Operations	\$ 190,400	\$ 290,000	\$ 290,000	\$ 290,000	\$ 1,060,400			
	Local from City of Springfield (formerly TIP #SP0910) STP-Urban from funds sub-allocated to Springfield.	\$ 705,000	\$ 896,500	\$ 1,136,500	\$ 1,290,500	\$ 4,028,500			
<b>TOTAL</b>		\$ 705,000	\$ 896,500	\$ 1,136,500	\$ 1,290,500	\$ 4,028,500			

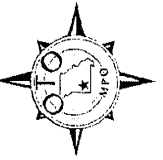
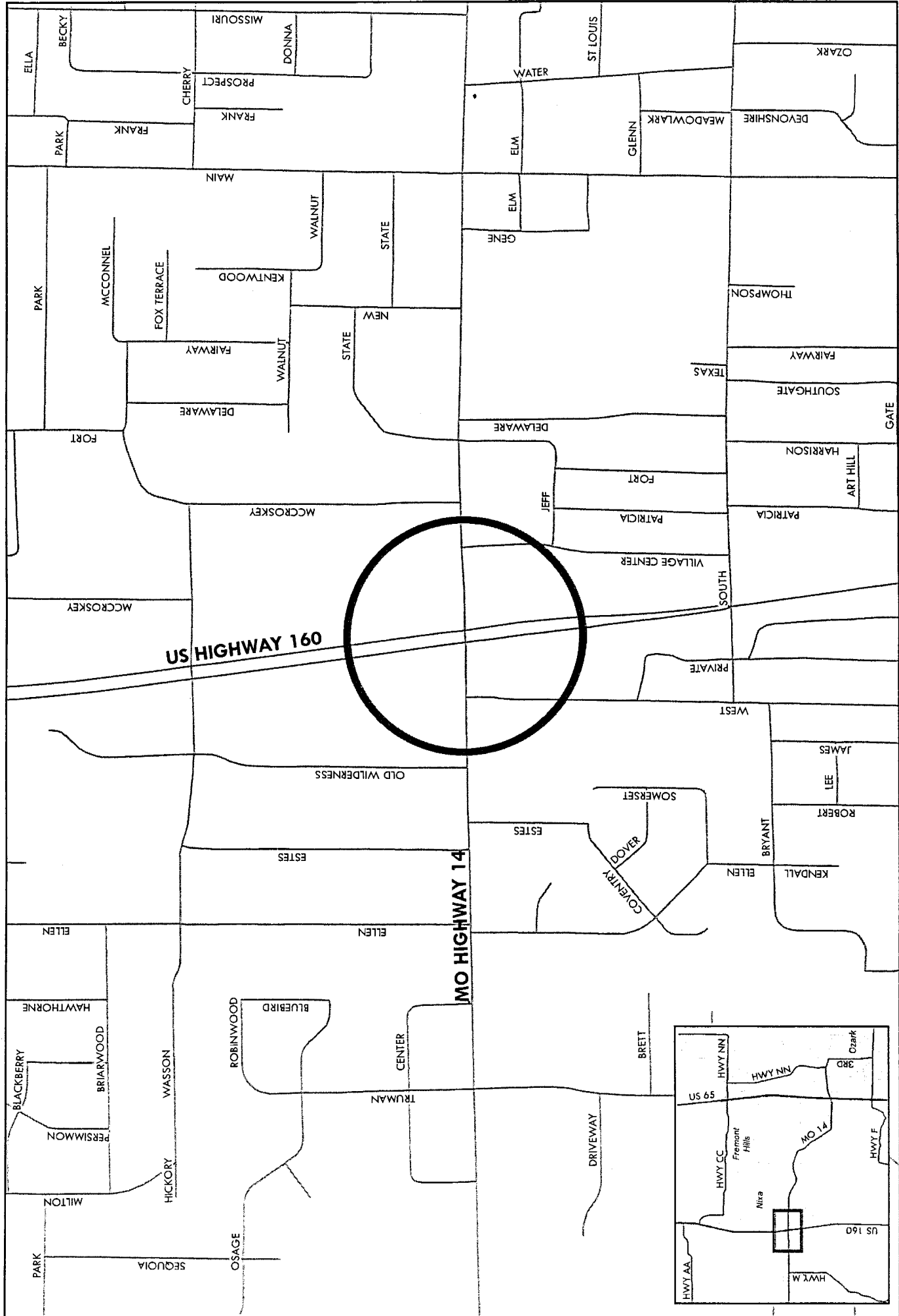
**PROPOSED**

		Funding				Fiscal Year			TOTALS
		2009	2010	2011	2012	2009	2010	2011	
<b>Project:</b>	INTELLIGENT TRANSPORTATION SYSTEMS MANAGEMENT AND OPERATIONS 2009-2012								
<b>MoDOT #</b>	8Q0884 8Q0882 8Q0883 8Q0913	\$ 1,000	\$ 1,000	\$ 1,000	\$ -	\$ -	\$ -	\$ 4,000	
<b>TIP #</b>	MO0903 MO1005 MO 1103 MO1203	\$ -	\$ -	\$ -	\$ -	\$ -	\$ -	\$ -	
<b>Description:</b>	On-going Intelligent Transportation Systems Management and Operations, including operations of the Transportation Management Center for the Springfield region.	\$ -	\$ -	\$ -	\$ -	\$ -	\$ -	\$ -	
<b>Federal Source Agency</b>	FHWA	\$ 413,000	\$ 470,000	\$ 526,000	\$ 542,000	\$ 1,951,000			
<b>Federal Funding Category</b>	STP/ STP-Urban (Advanced Construction)	\$ 104,000	\$ 117,000	\$ 132,000	\$ 135,000	\$ 488,000			
<b>MoDOT Funding Category</b>	Major Projects and Emerging Needs-Distributed Operations	\$ 47,600	\$ 72,500	\$ 72,500	\$ 72,500	\$ 265,100			
<b>Work or Fund Category</b>	Operations	\$ 190,400	\$ 290,000	\$ 290,000	\$ 290,000	\$ 1,060,400			
	Local from City of Springfield (formerly TIP #SP0910) STP-Urban from funds sub-allocated to Springfield. Advanced Construction Project for 2014.	\$ 756,000	\$ 950,500	\$ 1,021,500	\$ 1,040,500	\$ 3,768,500			
<b>TOTAL</b>		\$ 756,000	\$ 950,500	\$ 1,021,500	\$ 1,040,500	\$ 3,768,500			

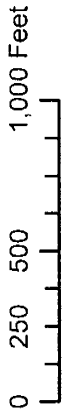








City of Nixa  
 US Highway 160 & MO Highway 14



**PROPOSED**

MPO AREA-WIDE OPERATIONS AND MAINTENANCE		Funding		Fiscal Year				
				2010	2011	2012	2013	TOTALS
<b>Project:</b>	ADVANCED TRAFFIC MANAGEMENT SYSTEMS		FHWA(STP)	\$ -	\$ -	\$ -	\$ -	\$ -
<b>MoDOT #</b>	DEPLOYMENT PHASE I - Installation	ENG	MoDOT	\$ -	\$ -	\$ -	\$ -	\$ -
<b>TIP #</b>	8Q0830D		Local	\$ -	\$ -	\$ -	\$ -	\$ -
	MO0920		Other	\$ -	\$ -	\$ -	\$ -	\$ -
<b>Description:</b>	Installation of equipment of Phase I ATMS	ROW	FHWA(STP)	\$ -	\$ -	\$ -	\$ -	\$ -
			MoDOT	\$ -	\$ -	\$ -	\$ -	\$ -
			Local	\$ -	\$ -	\$ -	\$ -	\$ -
			Other	\$ -	\$ -	\$ -	\$ -	\$ -
<b>Federal Source Agency</b>	FHWA			\$ -	\$ -	\$ -	\$ -	\$ -
<b>Federal Funding Category</b>	STP (Advanced Construction)		FHWA(STP)	\$ 692,000	\$ -	\$ -	\$ -	\$ -
<b>MoDOT Funding Category</b>	Major Projects and Emerging Needs-Distributed	CON	MoDOT	\$ 139,000	\$ -	\$ -	\$ -	\$ 139,000
<b>Work or Fund Category</b>	Operations		Local	\$ 139,000	\$ -	\$ -	\$ -	\$ -
	Reprograms a portion of project 8Q0830 (TIP #SP0712)		Advance Const.	\$ -	\$ -	\$ -	\$ -	\$ -
			<b>TOTAL</b>	\$ 970,000	\$ -	\$ -	\$ -	\$ 970,000

FINANCIAL SUMMARY  
- Highways -

YEARLY SUMMARY  
FY2009

PROJECT	Federal Funding Source										ModOT	Local	Other	TOTAL	
	STP	STP-Urban	ARRA	NHS	ITS	Bridge	ARRA	NHS	ITS	Bridge					
MO0805											\$ 2,800				
MO0808				\$ 22,298								\$ 5,575			\$ 7,000
MO0809				\$ 11,070								\$ 2,767			
MO0903	\$ 413,000	\$ 190,400										\$ 105,000			
MO0904												\$ 187,000			
MO0905												\$ 203,000			
MO0906												\$ 10,000			
MO0907												\$ 205,000			
MO0908								\$ 1,061,000				\$ 265,000			
MO0920	\$ 692,000											\$ 139,000			
CC0901		\$ 320,000	\$ 900,000									\$ 80,000			
GR0512		\$ 3,504,000										\$ 876,000			
GR0701												\$ 1,155,000			
GR0804												\$ 80,000			
GR0809				\$ 386,000								\$ 102,000			
GR0818												\$ 2,000,000		\$ 600,000	
GR0902												\$ 25,000			
GR0906												\$ 142,000			
GR0907												\$ 5,000			
GR0908												\$ 311,940			
GR0909		\$ 360,000										\$ 40,000			
GR0910			\$ 298,100									\$ 1,000			
GR0911			\$ 343,200									\$ 2,000			
GR0912			\$ 72,600									\$ 1,000			
GR0913			\$ 211,200									\$ 1,000			
GR0914												\$ 50,000			
NX0602		\$ 36,928										\$ 9,232			
NX0701		\$ 123,960										\$ 30,990			
NX0703		\$ 76,000										\$ 19,000			
NX0904		\$ 103,920										\$ 25,980			
NX0905			\$ 119,913									\$ 41,837			
OK0801		\$ 6,000										\$ 1,500			
OK0802		\$ 12,000										\$ 3,000			
OK0803		\$ 64,000										\$ 16,000			
OK0807												\$ 258,967			
OK0809		\$ 8,000										\$ 2,000			
OK0901		\$ 8,000										\$ 2,000			
OK0911			\$ 40,000									\$ -			
OK0912		\$ 16,000	\$ 13,188									\$ 4,000			
RP0603												\$ 45,000			
RP0802												\$ 10,300			
RP0805												\$ 50,000			
RP0807	\$ 1,097,000											\$ 549,000			
RP0808												\$ 144,850			

FINANCIAL SUMMARY  
- Highways -

FY2009 continued

PROJECT	Federal Funding Source							MeDOT	Local	Other	TOTAL
	STP	STP-Urban	ARRA	NHS	ITS	Bridge					
RP0903									\$ 60,000		\$ 60,000
RP0904									\$ 150,000		\$ 150,000
RP0905	\$ 799,307										\$ 999,134
SP0416							\$ 199,827				\$ 2,417,000
SP0421									\$ 2,250,000		\$ 2,250,000
SP0423									\$ 2,075,000		\$ 2,075,000
SP0504									\$ 400,000		\$ 400,000
SP0508									\$ 100,000		\$ 100,000
SP0512		\$ 300,000							\$ 350,000		\$ 350,000
SP0617		\$ 100,000							\$ 209,000		\$ 509,000
SP0620					\$ 592,000		\$ 149,000				\$ 741,000
SP0626				\$ 38,453,000			\$ 9,643,000				\$ 48,196,000
SP0701									\$ 850,000		\$ 850,000
SP0703	\$ 7,115,000						\$ 2,113,000				\$ 9,228,000
SP0712					\$ 1,061,000		\$ 265,000				\$ 1,326,000
SP0718									\$ 310,000		\$ 310,000
SP0719									\$ 940,000		\$ 940,000
SP0801									\$ 400,000		\$ 400,000
SP0804									\$ 295,000		\$ 295,000
SP0805				\$ 720,000			\$ 295,000		\$ -		\$ 1,015,000
SP0806		\$ 975,000		\$ 975,000			\$ 247,500		\$ 247,500		\$ 2,445,000
SP0807	\$ 5,326,000		\$ 3,274,000				\$ 2,936,000				\$ 11,536,000
SP0901											\$ 6,191,000
SP0902							\$ 4,949,000				\$ 10,610,000
SP0904				\$ 7,704,000			\$ 780,000				\$ 500,000
SP0911									\$ 30,000		\$ 30,000
SP0913									\$ 100,000		\$ 11,941,000
SP0914											\$ 120,000
SP0915									\$ 120,000		\$ 120,000
SP0916							\$ 300,000		\$ 191,000		\$ 491,000
SP0917							\$ 20,000				\$ 20,000
SP0918							\$ 147,000		\$ 5,000		\$ 152,000
SP0919			\$ 12,140,000				\$ 958,000				\$ 13,098,000
SP1001		\$ 2,244,617	\$ 4,569,393				\$ 739,000		\$ 4,850,000		\$ 12,403,010
SP1002							\$ 5,000				\$ 5,000
WI0901	\$ 200,000						\$ 5,000				\$ 5,000
TOTAL	\$ 15,642,307	\$ 8,448,825	\$ 33,822,594	\$ 48,271,368	\$ 2,714,000	\$ 6,106,200	\$ 27,454,684	\$ 20,534,537	\$ 607,000	\$	\$ 163,601,515

FINANCIAL SUMMARY  
- Highways -

FY2010

PROJECT	Federal Funding Source						ModOT	Local	Other	TOTAL
	STP	STP-Urban	NHS	ITS	Bridge					
MO1005	\$ 470,000	\$ 290,000					\$ 118,000	\$ 72,500		\$ 950,500
MO1003							\$ 162,000			\$ 162,000
GR0902			\$ 3,646,000				\$ 912,000			\$ 4,558,000
NX0602		\$ 369,275						\$ 92,318		\$ 461,593
NX0901		\$ 369,275						\$ 92,318		\$ 461,593
NX0903		\$ 78,826						\$ 19,707		\$ 98,533
OK0801		\$ 60,000						\$ 15,000		\$ 75,000
OK0802		\$ 120,000						\$ 30,000		\$ 150,000
OK0803		\$ 8,000						\$ 2,000		\$ 10,000
OK0804		\$ 14,400						\$ 3,600		\$ 18,000
OK0808								\$ 160,000		\$ 160,000
OK0903		\$ 24,000						\$ 6,000		\$ 30,000
RP0901								\$ 95,000		\$ 95,000
RP0903								\$ 190,000		\$ 190,000
RP1001								\$ 150,000		\$ 150,000
SP0423								\$ 2,075,000		\$ 2,075,000
SP0508								\$ 2,500,000		\$ 2,500,000
SP0512								\$ 150,000		\$ 150,000
SP0701								\$ 1,850,000		\$ 1,850,000
SP0708								\$ 1,500,000		\$ 1,500,000
SP0801								\$ 400,000		\$ 400,000
SP0903								\$ 200,000		\$ 200,000
SP0911							\$ 89,000			\$ 89,000
SP1001			\$ 1,638,000				\$ 187,000			\$ 1,825,000
SP1002			\$ 832,000				\$ 213,000			\$ 1,045,000
SP1003							\$ 300,000			\$ 300,000
SP1011								\$ 500,000		\$ 500,000
SP1012	\$ 245,000						\$ 75,000			\$ 320,000
SP1013	\$ 183,000						\$ 57,000			\$ 240,000
<b>TOTAL</b>	<b>\$ 898,000</b>	<b>\$ 1,333,776</b>	<b>\$ 6,116,000</b>	<b>\$ -</b>	<b>\$ -</b>	<b>\$ -</b>	<b>\$ 2,113,000</b>	<b>\$ 10,103,443</b>	<b>\$ -</b>	<b>\$ 20,564,219</b>

FINANCIAL SUMMARY  
- Highways -

FY2011

PROJECT	Federal Funding Source				ITS	Bridge	MoDOT	Local	Other	TOTAL
	STP	STP-Urban	NHS	ITS						
MO0805						\$ 265,000	\$ 69,000			\$ 334,000
MO1103	\$ 526,000	\$ 290,000					\$ 133,000	\$ 72,500		\$ 1,021,500
MO1104							\$ 44,000			\$ 44,000
MO1105							\$ 215,000			\$ 215,000
NX0603								\$ 2,918,160		\$ 2,918,160
OK0803		\$ 68,000					\$ 17,000			\$ 85,000
OK0804		\$ 20,000					\$ 5,000			\$ 25,000
OK0805		\$ 7,200					\$ 1,800			\$ 9,000
OK0902								\$ 50,000		\$ 50,000
OK0903		\$ 200,000						\$ 50,000		\$ 250,000
RP0901								\$ 175,000		\$ 175,000
RP1101								\$ 175,000		\$ 175,000
SP0911			\$ 4,613,000							\$ 4,613,000
SP0920							\$ 1,242,000			\$ 1,242,000
SP1101	\$ 198,000						\$ 4,304,516			\$ 4,502,516
SP1102	\$ 490,000						\$ 62,000			\$ 552,000
SP1103	\$ 598,000						\$ 150,000			\$ 748,000
SP1104							\$ 185,000			\$ 185,000
<b>TOTAL</b>	<b>\$ 1,812,000</b>	<b>\$ 585,200</b>	<b>\$ 4,613,000</b>	<b>\$ -</b>	<b>\$ 265,000</b>	<b>\$ 8,088,316</b>	<b>\$ 3,440,660</b>	<b>\$ -</b>	<b>\$ -</b>	<b>\$ 18,804,176</b>



FINANCIAL SUMMARY  
- Highways -

FY2012

PROJECT	STP	STP-Urban	NHS	ITS	Bridge	MoDOT	Local	TOTAL
MO0805					\$ 265,000	\$ 69,000		\$ 334,000
MO0903	\$ 742,000	\$ 172,000				\$ 186,000	\$ 43,000	\$ 1,143,000
MO0904						\$ 45,000		\$ 45,000
MO0905						\$ 215,000		\$ 215,000
MO1203	\$ 542,000	\$ 290,000				\$ 136,000	\$ 72,500	\$ 1,040,500
MO1204						\$ 40,000		\$ 40,000
CC701		\$ 200,000					\$ 50,000	\$ 250,000
CC801		\$ 176,000					\$ 44,000	\$ 220,000
GR0602							\$ 3,000,000	\$ 3,000,000
NX0701							\$ 1,788,890	\$ 1,788,890
NX0703							\$ 1,225,175	\$ 1,225,175
NX0801							\$ 1,217,900	\$ 1,217,900
NX0903							\$ 1,290,130	\$ 1,290,130
RP1201							\$ 175,000	\$ 175,000
SP0920						\$ 1,252,484		\$ 1,252,484
<b>TOTAL</b>	<b>\$ 1,284,000</b>	<b>\$ 838,000</b>	<b>\$ -</b>	<b>\$ -</b>	<b>\$ 265,000</b>	<b>\$ 1,943,484</b>	<b>\$ 8,906,595</b>	<b>\$ 13,237,079</b>