



D) Bicycle & Pedestrian Section

TIP # EN1503 FINLEY RIVER PARK CONNECTION

Route North 4th and East Parkside

From Neil Grubagh Park

To Finley River Park

Location/Agency

Federal Agency

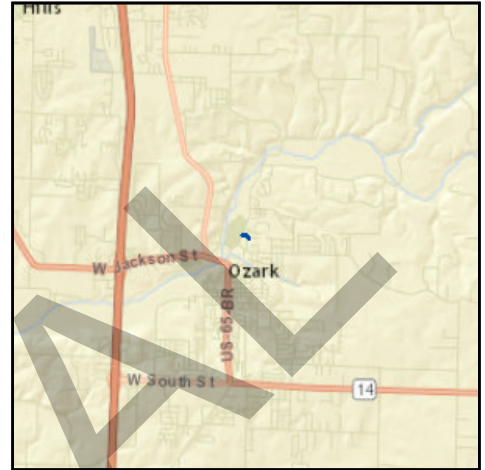
Responsible Agency City of Ozark

Federal Funding Category TAP

MoDOT Funding Category None

AC Year of Conv.

STIP # 9901811



Project Description

Sidewalk connection between Finley River Park and Neil Grubagh Park, including crosswalks and curb ramps.

Fund Code	Source	Phase	FY2015	FY2016	FY2017	FY2018	Total
FHWA (TAP)	Federal	ENG	\$18,441	\$18,599	\$0	\$0	\$37,040
LOCAL	Local	ENG	\$4,610	\$4,650	\$0	\$0	\$9,260
FHWA (TAP)	Federal	CON	\$0	\$85,926	\$0	\$0	\$85,926
LOCAL	Local	CON	\$0	\$21,482	\$0	\$0	\$21,482
Totals			\$23,051	\$130,657	\$0	\$0	\$153,708

Notes

Source of Local Funds: Ozark School District and City of Ozark general fund.

Prior Cost	\$0
Future Cost	\$0
Total Cost	\$153,708



J) Pending Amendment Section

TIP # EN1503-17A1 FINLEY RIVER PARK CONNECTION

Route North 4th and East Parkside

From Neil Grubagh Park

To Finley River Park

Location/Agency City of Ozark

Federal Agency FHWA

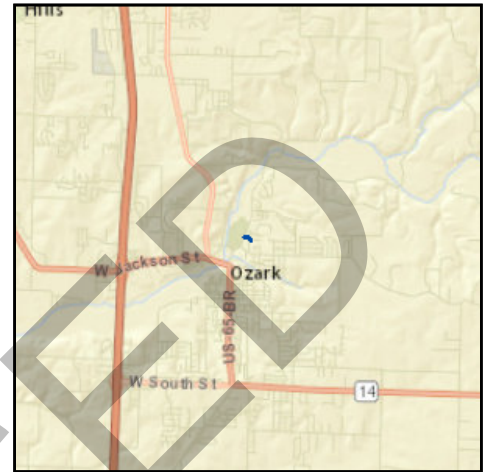
Responsible Agency City of Ozark

Federal Funding Category TAP

MoDOT Funding Category None

AC Year of Conv.

STIP # 9901811



Project Description

Sidewalk connection between Finley River Park and Neil Grubagh Park, including crosswalks and curb ramps.

Fund Code	Source	Phase	FY2017	FY2018	FY2019	FY2020	Total
FHWA (TAP)	Federal	ENG	\$18,599	\$0	\$0	\$0	\$18,599
LOCAL	Local	ENG	\$4,650	\$0	\$0	\$0	\$4,650
FHWA (TAP)	Federal	CON	\$85,926	\$0	\$0	\$0	\$85,926
LOCAL	Local	CON	\$21,482	\$0	\$0	\$0	\$21,482
Totals			\$130,657	\$0	\$0	\$0	\$130,657

Notes

Source of Local Funds: Ozark School District and City of Ozark general fund.

Prior Cost	\$23,051
Future Cost	\$0
Total Cost	\$153,708



D) Bicycle & Pedestrian Section

TIP # EN1504 **HARTLEY ROAD SIDEWALKS**

Route East Hartley Road
From South 18th Street
To Ozark East Elementary

Location/Agency

Federal Agency

Responsible Agency City of Ozark

Federal Funding Category TAP

MoDOT Funding Category N/A

AC Year of Conv.

STIP # 9901812



Project Description

Sidewalk on the north side of East Hartley Road from South 18th Street to Ozark East Elementary, including ramps and crosswalks.

Fund Code	Source	Phase	FY2015	FY2016	FY2017	FY2018	Total
FHWA (TAP)	Federal	ENG	\$21,569	\$24,042	\$0	\$0	\$45,611
LOCAL	Local	ENG	\$5,392	\$6,011	\$0	\$0	\$11,403
FHWA (TAP)	Federal	CON	\$0	\$96,024	\$0	\$0	\$96,024
LOCAL	Local	CON	\$0	\$24,006	\$0	\$0	\$24,006
Totals			\$26,961	\$150,083	\$0	\$0	\$177,044

Notes

Source of Local Funds: Ozark School District and City of Ozark general funds.

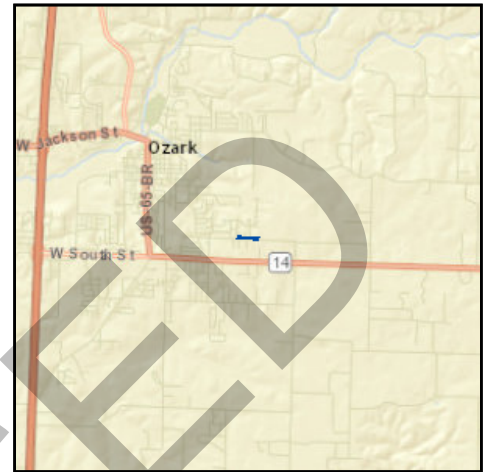
Prior Cost	\$0
Future Cost	\$0
Total Cost	\$177,044



J) Pending Amendment Section

TIP # EN1504-17A1 **HARTLEY ROAD SIDEWALKS**

Route East Hartley Road
From South 18th Street
To Ozark East Elementary
Location/Agency City of Ozark
Federal Agency FHWA
Responsible Agency City of Ozark
Federal Funding Category TAP
MoDOT Funding Category N/A
AC Year of Conv.
STIP # 9901812



Project Description

Sidewalk on the north side of East Hartley Road from South 18th Street to Ozark East Elementary, including ramps and crosswalks.

Fund Code	Source	Phase	FY2017	FY2018	FY2019	FY2020	Total
FHWA (TAP)	Federal	ENG	\$24,042	\$0	\$0	\$0	\$24,042
LOCAL	Local	ENG	\$6,011	\$0	\$0	\$0	\$6,011
FHWA (TAP)	Federal	CON	\$96,024	\$0	\$0	\$0	\$96,024
LOCAL	Local	CON	\$24,006	\$0	\$0	\$0	\$24,006
Totals			\$150,083	\$0	\$0	\$0	\$150,083

Notes

Source of Local Funds: Ozark School District and City of Ozark general funds.

Prior Cost	\$26,961
Future Cost	\$0
Total Cost	\$177,044



D) Bicycle & Pedestrian Section

TIP # EN1505 MCGUFFEY PARK CONNECTION SIDEWALKS

Route W. Ivy Creek Dr., N. 11th St., N. 12th St.

From McGuffey Park Subdivision

To Ozark Upper Elementary

Location/Agency

Federal Agency

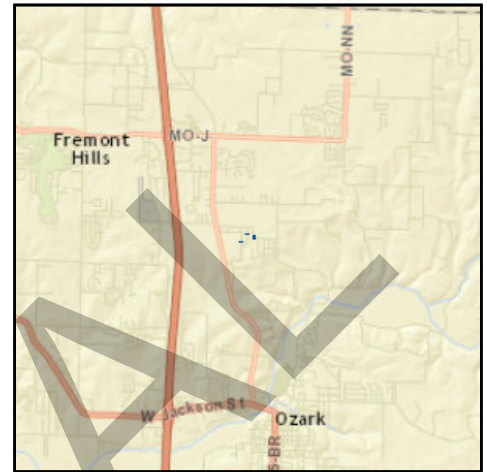
Responsible Agency City of Ozark

Federal Funding Category TAP

MoDOT Funding Category N/A

AC Year of Conv.

STIP # 9901813



Project Description

Sidewalk along three streets in the McGuffey Park Subdivision to create an uninterrupted route to Ozark Upper Elementary School, including West Ivy Creek Drive, North 11th Street, and North 12th Street.

Fund Code	Source	Phase	FY2015	FY2016	FY2017	FY2018	Total
FHWA (TAP)	Federal	ENG	\$10,815	\$7,579	\$0	\$0	\$18,394
LOCAL	Local	ENG	\$2,704	\$1,895	\$0	\$0	\$4,599
FHWA (TAP)	Federal	CON	\$0	\$21,640	\$0	\$0	\$21,640
LOCAL	Local	CON	\$0	\$5,410	\$0	\$0	\$5,410
Totals			\$13,519	\$36,524	\$0	\$0	\$50,043

Notes

Source of Local Funds: Ozark School District and City of Ozark general fund.

Prior Cost	\$0
Future Cost	\$0
Total Cost	\$50,043



J) Pending Amendment Section

TIP # EN1505-17A1 MCGUFFEY PARK CONNECTION SIDEWALKS

Route W. Ivy Creek Dr., N. 11th St., N. 12th St.

From McGuffey Park Subdivision

To Ozark Upper Elementary

Location/Agency City of Ozark

Federal Agency FHWA

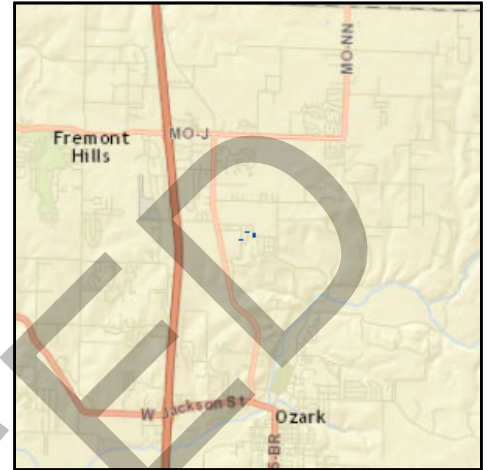
Responsible Agency City of Ozark

Federal Funding Category TAP

MoDOT Funding Category N/A

AC Year of Conv.

STIP # 9901813



Project Description

Sidewalk along three streets in the McGuffey Park Subdivision to create an uninterrupted route to Ozark Upper Elementary School, including West Ivy Creek Drive, North 11th Street, and North 12th Street.

Fund Code	Source	Phase	FY2017	FY2018	FY2019	FY2020	Total
FHWA (TAP)	Federal	ENG	\$7,579	\$0	\$0	\$0	\$7,579
LOCAL	Local	ENG	\$1,895	\$0	\$0	\$0	\$1,895
FHWA (TAP)	Federal	CON	\$21,640	\$0	\$0	\$0	\$21,640
LOCAL	Local	CON	\$5,410	\$0	\$0	\$0	\$5,410
Totals			\$36,524	\$0	\$0	\$0	\$36,524

Notes

Source of Local Funds: Ozark School District and City of Ozark general fund.

Prior Cost	\$13,519
Future Cost	\$0
Total Cost	\$50,043



D) Bicycle & Pedestrian Section

TIP # EN1507 SOUTH DRY SAC TRAIL CONNECTIONS

Route South Dry Sac Trail
From Fulbright
To David C. Murray Park

Location/Agency

Federal Agency

Responsible Agency Springfield-Greene County Parks

Federal Funding Category TAP

MoDOT Funding Category N/A

AC Year of Conv.

STIP # 5901806



Project Description

Missing connections on South Dry Sac Trail between Fulbright and David C. Murray Park.

Fund Code	Source	Phase	FY2015	FY2016	FY2017	FY2018	Total
FHWA (TAP)	Federal	ENG	\$0	\$14,400	\$0	\$0	\$14,400
LOCAL	Local	ENG	\$0	\$3,600	\$0	\$0	\$3,600
FHWA (TAP)	Federal	CON	\$0	\$178,280	\$0	\$0	\$178,280
LOCAL	Local	CON	\$0	\$44,570	\$0	\$0	\$44,570
Totals			\$0	\$240,850	\$0	\$0	\$240,850

Notes

Source of Local Funding: Greene County, Springfield-Greene County Park Board, Ozark Greenways.

Prior Cost	\$0
Future Cost	\$0
Total Cost	\$240,850



J) Pending Amendment Section

TIP # EN1507-17A1 SOUTH DRY SAC TRAIL CONNECTIONS

Route South Dry Sac Trail
From Fulbright
To David C. Murray Park
Location/Agency Greene County
Federal Agency FHWA
Responsible Agency Springfield-Greene County Parks
Federal Funding Category TAP
MoDOT Funding Category N/A
AC Year of Conv.
STIP # 5901806



Project Description

Missing connections on South Dry Sac Trail between Fulbright and David C. Murray Park.

Fund Code	Source	Phase	FY2017	FY2018	FY2019	FY2020	Total
FHWA (TAP)	Federal	ENG	\$14,400	\$0	\$0	\$0	\$14,400
LOCAL	Local	ENG	\$3,600	\$0	\$0	\$0	\$3,600
FHWA (TAP)	Federal	CON	\$178,280	\$0	\$0	\$0	\$178,280
LOCAL	Local	CON	\$44,570	\$0	\$0	\$0	\$44,570
Totals			\$240,850	\$0	\$0	\$0	\$240,850

Notes

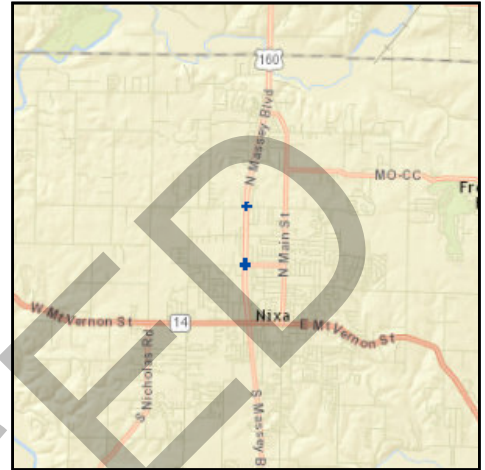
Source of Local Funding: Greene County, Springfield-Greene County Park Board, Ozark Greenways.

Prior Cost	\$0
Future Cost	\$0
Total Cost	\$240,850



J) Pending Amendment Section

TIP # NX1801-17A1 160/TRACKER AND 160/NORTHVIEW INTERSECTIONS
Route 160
From at Tracker Road
To at Northview Road
Location/Agency City of Nixa
Federal Agency FHWA
Responsible Agency MoDOT
Federal Funding Category NHPP(NHS)
MoDOT Funding Category Major Projects and Emerging Needs
AC Year of Conv.
STIP # 8P3088B



Project Description

Scoping for intersection improvements on Massey Boulevard at Tracker Road and Northview Road in Nixa.

Fund Code	Source	Phase	FY2017	FY2018	FY2019	FY2020	Total
MoDOT	State	ENG	\$5,000	\$0	\$0	\$0	\$5,000
Totals			\$5,000	\$0	\$0	\$0	\$5,000

Notes

Source of Non-Federal Funds: State Transportation Revenues and City of Nixa Cost Share

Prior Cost	\$0
Future Cost	\$0
Total Cost	\$5,000



D) Bicycle & Pedestrian Section

TIP # OK1401 INTERSECTION IMPROVEMENTS AT JACKSON AND NN

Route Rte. 14 (Jackson)

From Rte. 14

To at Rte. NN

Location/Agency City of Ozark

Federal Agency FHWA

Responsible Agency MoDOT

Federal Funding Category STP

MoDOT Funding Category Major Projects and Emerging Needs

AC Year of Conv. FY 2017, FY 2018, FY 2019

STIP # 8P3015



Project Description

Scoping for intersection improvements at Jackson Street and Rte. NN in Ozark.

Fund Code	Source	Phase	FY2017	FY2018	FY2019	FY2020	Total
MoDOT	State	ENG	\$400	\$400	\$0	\$0	\$800
MoDOT-AC	State	ENG	\$1,600	\$1,600	\$0	\$0	\$3,200
Totals			\$2,000	\$2,000	\$0	\$0	\$4,000

Notes

Non-Federal Funding Source: State Transportation Revenues

Prior Cost	\$16,000
Future Cost	\$0
Total Cost	\$20,000



J) Pending Amendment Section

TIP # OK1401-17A1 **INTERSECTION IMPROVEMENTS AT JACKSON AND NN**

Route Rte. 14 (Jackson)

From Rte. 14

To at Rte. NN

Location/Agency City of Ozark

Federal Agency FHWA

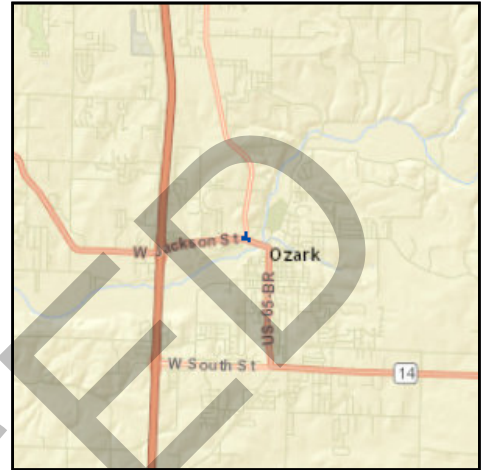
Responsible Agency MoDOT

Federal Funding Category STP

MoDOT Funding Category Major Projects and Emerging Needs

AC Year of Conv. FY 2017, FY 2018, FY 2019

STIP # 8P3015



Project Description

Scoping for intersection improvements at Jackson Street and Rte. NN in Ozark.

Fund Code	Source	Phase	FY2017	FY2018	FY2019	FY2020	Total
FHWA (STBG-U)	Federal	ENG	\$240,000	\$0	\$0	\$0	\$240,000
LOCAL	Local	ENG	\$60,000	\$0	\$0	\$0	\$60,000
MoDOT	State	ENG	\$2,000	\$2,000	\$0	\$0	\$4,000
FHWA (STBG-U)	Federal	ROW	\$280,000	\$0	\$0	\$0	\$280,000
LOCAL	Local	ROW	\$70,000	\$0	\$0	\$0	\$70,000
Totals			\$652,000	\$2,000	\$0	\$0	\$654,000

Notes

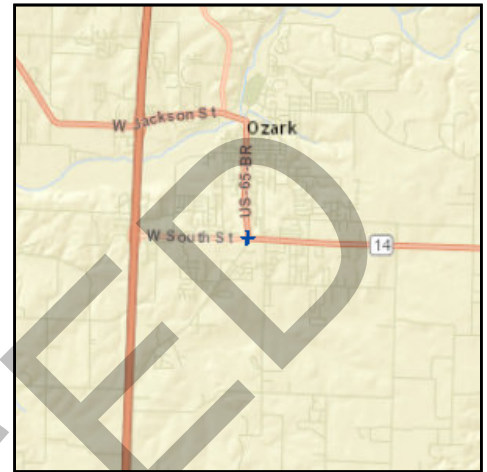
Non-Federal Funding Source: State Transportation Revenues and City of Ozark Local Funding

Prior Cost	\$16,000
Future Cost	\$0
Total Cost	\$670,000



J) Pending Amendment Section

TIP # OK1801-17A1 **SOUTH AND THIRD IN OZARK**
Route 14
From Bus. 65
To Rte. 14
Location/Agency City of Ozark
Federal Agency FHWA
Responsible Agency MoDOT
Federal Funding Category STP
MoDOT Funding Category Major Projects and Emerging Needs
AC Year of Conv.
STIP # 8P3088C



Project Description

Scoping for intersection improvements at the South Street (Business Rte. 65) and Third Street (Rte. 14) intersection in Ozark.

Fund Code	Source	Phase	FY2017	FY2018	FY2019	FY2020	Total
MoDOT	State	ENG	\$5,000	\$0	\$0	\$0	\$5,000
Totals			\$5,000	\$0	\$0	\$0	\$5,000

Notes

Source of Non-Federal Funding: State Transportation Revenues and City of Ozark Cost Share

Prior Cost	\$0
Future Cost	\$0
Total Cost	\$5,000



J) Pending Amendment Section

TIP # RP1801-17A1 **REPUBLIC ROAD AND REPOMO DRIVE/FR103 INTERSECTION**

Route M
From Route M
To FR 103/Repmo Drive
Location/Agency City of Republic
Federal Agency FHWA
Responsible Agency MoDOT
Federal Funding Category Safety
MoDOT Funding Category Major Projects and Emerging Needs
AC Year of Conv.
STIP # 8P3088D



Project Description

Scoping for a roundabout on Republic Road (Rte. M) and Farm Road 103/Repmo Drive in Republic.

Fund Code	Source	Phase	FY2017	FY2018	FY2019	FY2020	Total
MoDOT	State	ENG	\$5,000	\$0	\$0	\$0	\$5,000
Totals			\$5,000	\$0	\$0	\$0	\$5,000

Notes

Source of Non-Federal Funds: State Transportation Revenues, City of Republic, and Republic R-3 School District Cost Share

Prior Cost	\$0
Future Cost	\$0
Total Cost	\$5,000



J) Pending Amendment Section

TIP # ST1801-17A1 I-44 AND ROUTE 125 IMPROVEMENTS
Route 125
From I-44
To I-44
Location/Agency City of Strafford
Federal Agency FHWA
Responsible Agency MoDOT
Federal Funding Category STP
MoDOT Funding Category Major Projects and Emerging Needs
AC Year of Conv.
STIP # 8P3088E



Project Description

Scoping for I-44 interchange ramp intersection improvements at Rte. 125 in Strafford.

Fund Code	Source	Phase	FY2017	FY2018	FY2019	FY2020	Total
MoDOT	State	ENG	\$5,000	\$0	\$0	\$0	\$5,000
Totals			\$5,000	\$0	\$0	\$0	\$5,000

Notes

Source of Non-Federal Funding: State Transportation Revenue and City of Strafford Cost Share

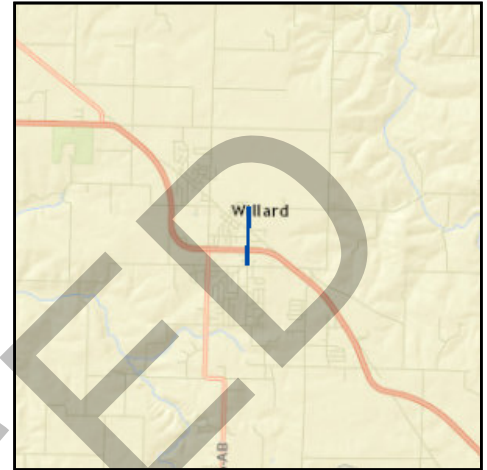
Prior Cost	\$0
Future Cost	\$0
Total Cost	\$5,000



J) Pending Amendment Section

TIP # WI1701-17A1 **MILLER ROAD WIDENING**

Route Miller
From Farm Road 84
To Kime/Highway O
Location/Agency City of Willard
Federal Agency FHWA
Responsible Agency City of Willard
Federal Funding Category STBG-U
MoDOT Funding Category N/A
AC Year of Conv.
STIP #



Project Description

Widening Miller Road from Jackson St. to US160. Add alternates include widening from US160 to Farm Road 84 and from Highway O (Kime) to Jackson St.

Fund Code	Source	Phase	FY2017	FY2018	FY2019	FY2020	Total
FHWA (STBG-U)	Federal	ENG	\$76,000	\$120,000	\$0	\$0	\$196,000
LOCAL	Local	ENG	\$19,000	\$30,000	\$0	\$0	\$49,000
FHWA (STBG-U)	Federal	UTIL	\$0	\$100,000	\$0	\$0	\$100,000
LOCAL	Local	UTIL	\$0	\$25,000	\$0	\$0	\$25,000
FHWA (STBG-U)	Federal	ROW	\$0	\$40,000	\$0	\$0	\$40,000
LOCAL	Local	ROW	\$0	\$10,000	\$0	\$0	\$10,000
FHWA (STBG-U)	Federal	CON	\$0	\$613,896	\$0	\$0	\$613,896
LOCAL	Local	CON	\$0	\$491,104	\$0	\$0	\$491,104
Totals			\$95,000	\$1,430,000	\$0	\$0	\$1,525,000

Notes

Source of Non-Federal Funds: City of Willard Revenue

Prior Cost	\$0
Future Cost	\$0
Total Cost	\$1,525,000



J) Pending Amendment Section

TIP # CU1711-17A1 PURCHASE FIXED ROUTE BUSES

Route

From N/A

To N/A

Location/Agency City Utilities

Federal Agency FTA

Responsible Agency City Utilities

Federal Funding Category 5339

MoDOT Funding Category N/A

AC Year of Conv.

STIP #



Project Description

Capital replacement of eleven, new 35-foot low-floor fixed route buses. Project also includes make-ready costs and training/workforce development activities associated with the replacement buses.

Fund Code	Source	Phase	FY2017	FY2018	FY2019	FY2020	Total
FTA (5339)	Federal	CAPITAL	\$3,870,960	\$0	\$0	\$0	\$3,870,960
LOCAL	Local	CAPITAL	\$967,740	\$0	\$0	\$0	\$967,740
Totals			\$4,838,700	\$0	\$0	\$0	\$4,838,700

Notes

Source of Federal Funds: FTA Section 5339 Discretionary Funding
Source of Non-Federal Funds: CU Farebox, Advertising, and Ratepayers

Prior Cost	\$0
Future Cost	\$0
Total Cost	\$4,838,700



F) Transit Section

TIP # MO1726 5310-COUNCIL OF CHURCHES
Route
From
To
Location/Agency Area Wide
Federal Agency FTA
Responsible Agency MoDOT-Council of Churches
Federal Funding Category 5310
MoDOT Funding Category N/A
AC Year of Conv.
STIP #



Project Description

Wide Body "FF" Light Duty Cutaway Van for Eldercare Transit Service

Table with 8 columns: Fund Code, Source, Phase, FY2017, FY2018, FY2019, FY2020, Total. Rows include FTA (5310), LOCAL, and Totals.

ORIGINA

Notes

Source of Federal Funds: Traditional FTA Section 5310 Funding
Source of Non-Federal Funds: Council of Churches
FYI: Administered by MoDOT

Prior Cost \$0
Future Cost \$0
Total Cost \$65,000



J) Pending Amendment Section

TIP # **MO1726-17A1** 5310-COUNCIL OF CHURCHES

Route

From

To

Location/Agency Area Wide

Federal Agency FTA

Responsible Agency MoDOT-Council of Churches

Federal Funding Category 5310

MoDOT Funding Category N/A

AC Year of Conv.

STIP #



Project Description

Two (2) Wide Body "FF" Light Duty Cutaway Vans for Eldercare Transit Service

Fund Code	Source	Phase	FY2017	FY2018	FY2019	FY2020	Total
FTA (5310)	Federal	CAPITAL	\$104,000	\$0	\$0	\$0	\$104,000
LOCAL	Local	CAPITAL	\$26,000	\$0	\$0	\$0	\$26,000
Totals			\$130,000	\$0	\$0	\$0	\$130,000

Notes

Source of Federal Funds: Traditional FTA Section 5310 Funding

Source of Non-Federal Funds: Council of Churches

FYI: Administered by MoDOT

Prior Cost	\$0
Future Cost	\$0
Total Cost	\$130,000

FINANCIAL SUMMARY

Bicycle & Pedestrian

YEARLY SUMMARY

PROJECT	Federal				Local	State		TOTAL
	FHWA (STBG-U)	FHWA (STP)	FHWA (TAP)	FHWA (STAP)	LOCAL	MoDOT	MoDOT-AC	
FY 2017								
EN1503-17A1	\$0	\$0	\$104,525	\$0	\$26,132	\$0	0	\$130,657
EN1504-17A1	\$0	\$0	\$120,066	\$0	\$30,017	\$0	0	\$150,083
EN1505-17A1	\$0	\$0	\$29,219	\$0	\$7,305	\$0	0	\$36,524
EN1506	\$0	\$0	\$205,465	\$0	\$130,042	\$0	\$0	\$335,507
EN1507-17A1	\$0	\$0	\$192,680	\$0	\$48,170	\$0	0	\$240,850
EN1508	\$0	\$0	\$250,000	\$0	\$179,000	\$0	\$0	\$429,000
EN1513	\$500,480	\$0	\$0	\$0	\$125,119	\$0	\$0	\$625,599
EN1701	\$0	\$237,600	\$0	\$128,000	\$0	\$91,400	\$0	\$457,000
EN1702	\$0	\$343,200	\$0	\$212,000	\$0	\$138,800	\$0	\$694,000
EN1703	\$0	\$65,000	\$0	\$155,000	\$0	\$55,000	\$0	\$275,000
EN1704	\$0	\$18,400	\$0	\$0	\$0	\$4,600	\$0	\$23,000
EN1705	\$0	\$1,600	\$0	\$0	\$0	\$400	\$0	\$2,000
EN1706	\$0	\$8,000	\$0	\$0	\$0	\$2,000	\$0	\$10,000
MO1309	\$0	\$0	\$0	\$0	\$0	\$5,000	\$20,000	\$25,000
SUBTOTAL	\$500,480	\$673,800	\$648,145	\$495,000	\$482,331	\$297,200	\$20,000	\$3,434,220
FY 2018								
EN1704	\$0	\$21,400	\$0	\$77,000	\$0	\$24,600	\$0	\$123,000
EN1705	\$0	\$73,200	\$0	\$0	\$0	\$17,800	\$0	\$91,000
EN1706	\$0	\$8,800	\$0	\$0	\$0	\$2,200	\$0	\$11,000
MO1309	\$0	\$0	\$0	\$0	\$0	\$5,000	\$20,000	\$25,000
SUBTOTAL	\$0	\$103,400	\$0	\$77,000	\$0	\$49,600	\$20,000	\$250,000
FY 2019								
EN1705	\$0	\$116,800	\$0	\$300,000	\$0	\$104,200	\$0	\$521,000
EN1706	\$0	\$8,800	\$0	\$0	\$0	\$2,200	\$0	\$11,000
SUBTOTAL	\$0	\$125,600	\$0	\$300,000	\$0	\$106,400	\$0	\$532,000
FY 2020								
EN1706	\$0	\$8,000	\$0	\$0	\$0	\$2,000	\$0	\$10,000
SUBTOTAL	\$0	\$8,000	\$0	\$0	\$0	\$2,000	\$0	\$10,000
GRAND TOTAL	\$500,480	\$910,800	\$648,145	\$872,000	\$482,331	\$455,200	\$40,000	\$4,226,220

FINANCIAL CONSTRAINT

Bicycle & Pedestrian

	STBG-U	STP	TAP	STAP	Local	MoDOT	MoDOT-AC	TOTAL
PRIOR YEAR								
Balance			\$ 268,901					\$ 268,901
FY 2017								
Funds Anticipated	\$ 500,480	\$ 673,800	\$ 405,085	\$ 495,000	\$ 482,331	\$ 297,200	\$ 20,000	\$ 2,373,416
Funds Programmed	\$ (500,480)	\$ (673,800)	\$ (648,145)	\$ (495,000)	\$ (482,331)	\$ (297,200)	\$ (20,000)	\$ (2,616,476)
Running Balance	\$ -	\$ -	\$ 25,841	\$ -	\$ -	\$ -	\$ -	\$ 25,841
FY 2018								
Funds Anticipated	\$ -	\$ 103,400	\$ 413,187	\$ 77,000	\$ -	\$ 49,600	\$ 20,000	\$ 663,187
Funds Programmed	\$ -	\$ (103,400)	\$ -	\$ (77,000)	\$ -	\$ (49,600)	\$ (20,000)	\$ (250,000)
Running Balance	\$ -	\$ -	\$ 439,028	\$ -	\$ -	\$ -	\$ -	\$ 439,028
FY 2019								
Funds Anticipated	\$ -	\$ 103,400	\$ 421,450	\$ 77,000	\$ -	\$ 49,600	\$ 20,000	\$ 671,450
Funds Programmed	\$ -	\$ (103,400)	\$ -	\$ (77,000)	\$ -	\$ (49,600)	\$ (20,000)	\$ (250,000)
Running Balance	\$ -	\$ -	\$ 860,478	\$ -	\$ -	\$ -	\$ -	\$ 860,478
FY 2020								
Funds Anticipated	\$ -	\$ 8,000	\$ 429,879	\$ -	\$ -	\$ 2,000	\$ -	\$ 439,879
Funds Programmed	\$ -	\$ (8,000)	\$ -	\$ -	\$ -	\$ (2,000)	\$ -	\$ (10,000)
Running Balance	\$ -	\$ -	\$ 1,290,357	\$ -	\$ -	\$ -	\$ -	\$ 1,290,357

FINANCIAL CONSTRAINT

Roadways

	Federal Funding Source										TOTAL Federal Funds	Local	MoDOT Programmed Funds		State Operations and Maintenance	TOTAL
	STBG-U	Safety	STP	I/M	130	NHS	BRM	BRO	NHPP	HPP			Other			
2017 Funds Programmed	\$6,404,664	\$6,873,500	\$5,725,600	\$3,594,600	\$2,250,000	\$1,339,200	\$982,905	\$320,000	\$14,433,906	\$0	\$41,924,375	\$2,589,813	\$8,078,201	\$343,000	\$6,648,603	\$59,583,992
2018 Funds Programmed	\$1,204,896	\$5,392,800	\$16,759,100	\$9,000	\$0	\$0	\$0	\$0	\$11,320,000	\$166,134	\$34,851,930	\$638,854	\$7,905,800	\$0	\$6,715,089	\$50,111,673
2019 Funds Programmed	\$0	\$121,600	\$11,003,400	\$9,000	\$0	\$0	\$0	\$0	\$18,612,800	\$0	\$29,746,800	\$0	\$7,703,200	\$0	\$6,782,240	\$44,232,240
2020 Funds Programmed	\$1,120,000	\$27,000	\$5,031,600	\$9,000	\$0	\$0	\$0	\$0	\$9,371,800	\$0	\$15,559,400	\$280,000	\$3,884,600	\$0	\$6,850,063	\$26,574,063
Total	\$ 8,729,560	\$ 12,414,900	\$ 38,519,700	\$ 3,621,600	\$ 2,250,000	\$ 1,339,200	\$ 982,905	\$ 320,000	\$ 53,738,506	\$ 166,134	\$ 122,082,505	\$ 3,508,667	\$ 27,571,801	\$ 343,000	\$ 26,995,995	\$180,501,968

	Prior Year	FY 2017	FY 2018	FY 2019	FY 2020	TOTAL
Available State and Federal Funding	\$0	\$34,680,775	\$35,872,220	\$37,063,664	\$37,075,338	\$144,691,997
Available Operations and Maintenance Funding	\$0	\$6,648,603	\$6,715,089	\$6,762,240	\$6,850,063	\$26,995,995
Available Suballocated Funding	\$17,300,705	\$5,192,459	\$5,806,798	\$5,922,934	\$6,041,392	\$40,264,288
TOTAL AVAILABLE FUNDING	\$17,300,705	\$46,521,837	\$48,394,107	\$49,768,838	\$49,966,793	
Prior Year Funding	\$17,300,705	\$4,238,550	\$2,520,984	\$8,057,582		
Programmed State and Federal Funding		(\$59,583,992)	(\$50,111,673)	(\$44,232,240)	(\$26,574,063)	(\$180,501,968)
TOTAL REMAINING	\$17,300,705	\$4,238,550	\$2,520,984	\$8,057,582	\$31,450,312	\$31,450,312

FINANCIAL SUMMARY

Transit

YEARLY SUMMARY

PROJECT	Federal			Local	State	TOTAL
	FTA (5307)	FTA (5310)	FTA (5339)	LOCAL	MoDOT	
2017						
CU1514	\$0	\$51,880	\$0	\$12,970	\$0	\$64,850
CU1700	\$1,700,000	\$0	\$0	\$1,750,000	\$50,000	\$3,500,000
CU1701	\$447,792	\$0	\$0	\$111,948	\$0	\$559,740
CU1702	\$255,000	\$0	\$0	\$64,826	\$0	\$319,826
CU1704	\$160,000	\$0	\$0	\$40,000	\$0	\$200,000
CU1705	\$25,930	\$0	\$0	\$6,482	\$0	\$32,412
CU1707	\$0	\$206,076	\$0	\$51,519	\$0	\$257,595
CU1709	\$0	\$0	\$416,000	\$73,412	\$0	\$489,412
CU1711-17A1	\$0	\$0	\$3,870,960	\$967,740	\$0	\$4,838,700
MO1506	\$0	\$419,470	\$0	\$104,867	\$0	\$524,337
MO1507	\$0	\$46,608	\$0	\$0	\$0	\$46,608
MO1724	\$0	\$41,643	\$0	\$10,411	\$0	\$52,054
MO1725	\$0	\$26,392	\$0	\$6,598	\$0	\$32,990
MO1726-17A1	\$0	\$104,000	\$0	\$26,000	\$0	\$130,000
MO1727	\$0	\$61,572	\$0	\$15,394	\$0	\$76,966
MO1728	\$0	\$32,383	\$0	\$0	\$0	\$32,383
MO1729	\$0	\$136,783	\$0	\$34,196	\$0	\$170,979
SUBTOTAL	\$2,588,722	\$1,126,807	\$4,286,960	\$3,276,363	\$50,000	\$11,328,852
GRAND TOTAL	\$2,588,722	\$1,126,807	\$4,286,960	\$3,276,363	\$50,000	\$11,328,852

FINANCIAL CONSTRAINT

Transit

	Federal Funding Source			Local	MoDOT	TOTAL
	5307	5310	5339			
FY 2017						
Funds Anticipated	\$ 2,588,722	\$ 1,126,807	\$ 4,286,960	\$ 3,276,363	\$ 50,000	\$11,328,852
Funds Programmed	(\$2,588,722)	(\$1,126,807)	(\$4,286,960)	(\$3,276,363)	(\$50,000)	(\$11,328,852)
Running Balance	\$0	\$0	\$0	\$0	\$0	\$0
FY 2018						
Funds Anticipated	\$ 2,647,478	\$ 273,197	\$ 252,962	\$ 634,727	\$ -	\$3,808,364
Funds Programmed	\$ -	\$ -	\$ -	\$ -	\$ -	\$0
Running Balance	\$2,647,478	\$273,197	\$252,962	\$634,727	\$0	\$3,808,364
FY 2019						
Funds Anticipated	\$ 2,703,605	\$ 278,989	\$ 259,691	\$ 648,457	\$ -	\$3,890,742
Funds Programmed	\$ -	\$ -	\$ -	\$ -	\$ -	\$0
Running Balance	\$2,703,605	\$278,989	\$259,691	\$648,457	\$0	\$7,699,105
FY 2020						
Funds Anticipated	\$2,760,921	\$ 284,903	\$ 266,564	\$ 662,478	\$ -	\$3,974,866
Funds Programmed	\$ -	\$ -	\$ -	\$ -	\$ -	\$0
Running Balance	\$2,760,921	\$284,903	\$266,564	\$662,478	\$0	\$11,673,971