

Amendment Number Seven to the FY 2020-2023 Transportation Improvement Program

DESCRIPTION:

There are 12 items requested by MoDOT and OTO members included as part of Amendment Number Six to the FY 2020-2023 Transportation Improvement Program.

1. ***New*** US 160 Scoping for Improvements at Route AA (CC2102-20A7)
MoDOT is requesting to add a project for scoping intersection improvements at US 160 and Route AA, for a total programmed amount of \$450,000.
2. ***New*** Nelson Mill Bridge (CC2103-20A7)
Christian County is requested to add improvements to the Nelson Mill Bridge for a total programmed cost of \$510,000.
3. ***Revised*** Route 60 Resurfacing W. of Highland Springs (GR1804-20A7)
MoDOT is requesting to move this project to FY 2021, including inflating project costs, for a new total programmed amount of \$690,000.
4. ***Revise*** ITS Operations and Management (2022) (MO2104-20A7)
MoDOT funding for this project has been moved from FY 2021 to 2022 and increased in amount, for a total new programmed amount of \$1,103,000.
5. ***New*** Add ITS for Ozarks Traffic in Various Locations in OTO Area (MO2106-20A7)
MoDOT is requesting to add a project to upgrade ITS message boards at various locations in the OTO area, for a programmed total of \$120,000.
6. ***New*** Upgrade ITS Message Boards in OTO Area (MO2107-20A7)
Funding has been increased on this project, as well as moved to Fiscal Year 2021, in order to reflect an increase in estimated project cost, for a new total programmed amount of \$3,200,000.
7. ***Revised*** Route 14 Capacity Improvements from Fort to Ridgecrest (NX1701-20A7)
MoDOT is requesting a change to ensure the TIP matches the STIP, with a new total programmed amount of \$7,736,000.
8. ***Revised*** US 60 Improvements National to 65 (SP1907-20A7)
MoDOT is requesting to move this project to FY 2021, including inflating project costs, for a new total programmed amount of \$22,937,000.
9. ***Revised*** Glenstone Operational, Safety, and ADA Improvements St. Louis to JRF (SP2003-20A7)
MoDOT is requesting to move this project to FY 2022, including inflating project costs, for a new total programmed amount of \$6,902,000.
10. ***Revised*** Pavement Improvements Sunshine, National, and Battlefield (SP2012-20A7)
The City of Springfield is requesting to move this project from FY 2020 to FY 2021 for the same programmed amount of \$2,990,000.

11. ***Revised*** ADA Improvements Sunshine, National, and Battlefield (SP2014-20A7)

The City of Springfield is requesting to move this project from FY 2020 to FY 2021 for the same programmed amount of \$1,610,000.

12. ***New*** Walnut Street Bridge (SP2104-20A7)

The City of Springfield is requesting to add a project to replace the Walnut Street Bridge over Jordan Creek and incorporate a future trail for a total programmed amount of \$2,000,000.



Transportation Improvement Program - FY 2020-2023

Project Detail by Section and Project Number with Map

J) Pending Amendment Section

TIP # CC2102-20A7 US 160 SCOPING FOR IMPROVEMENTS AT RT AA

Route US 160

From Route AA

To

Location Christian County

Federal Agency FHWA

Project Sponsor MoDOT

Federal Funding Category STBG

MoDOT Funding Category Flexible and Other

Bike/Ped Plan? EJ?

STIP # 8S3138B

Federal ID #

Project Description

Scoping for roadway and intersection improvements at Route AA.

No Map
Available

Fund Code	Source	Phase	FY2020	FY2021	FY2022	FY2023	Total
MoDOT	State	ENG	\$0	\$30,000	\$30,000	\$30,000	\$90,000
MoDOT-AC	State	ENG	\$0	\$120,000	\$120,000	\$120,000	\$360,000
Totals			\$0	\$150,000	\$150,000	\$150,000	\$450,000

Notes

Non-Federal Funding Source: State Transportation Revenues

FYI: Federal Funding Category upon anticipated Advanced Construction (AC)
conversion - STBG

Prior Cost \$0

Future Cost \$0

Total Cost \$450,000



Transportation Improvement Program - FY 2020-2023

Project Detail by Section and Project Number with Map

J) Pending Amendment Section

TIP # CC2103-20A7 **NELSON MILL BRIDGE**

Route Nelson Mill Road

From

To

Location Christian County

Federal Agency FHWA

Project Sponsor Christian County

Federal Funding Category STBG-U

MoDOT Funding Category None

Bike/Ped Plan? EJ?

STIP #

Federal ID #

Project Description

Rehabilitation, widening, and redecking of Nelson Mill Bridge, as well as widening the approach roadway to match the new bridge width.

No Map
Available

Fund Code	Source	Phase	FY2020	FY2021	FY2022	FY2023	Total
FHWA (STBG-U)	Federal	ENG	\$0	\$24,000	\$0	\$0	\$24,000
LOCAL	Local	ENG	\$0	\$26,000	\$0	\$0	\$26,000
FHWA (STBG-U)	Federal	CON	\$0	\$368,000	\$0	\$0	\$368,000
LOCAL	Local	CON	\$0	\$92,000	\$0	\$0	\$92,000
Totals			\$0	\$510,000	\$0	\$0	\$510,000

Notes

Non-Federal Funding Source: Christian County

Prior Cost	\$0
Future Cost	\$0
Total Cost	\$510,000




Transportation Improvement Program - FY 2020-2023

Project Detail by Section and Project Number with Map

J) Pending Amendment Section

TIP # GR1804-20A7 ROUTE 60 RESURFACING W. OF HIGHLAND SPRINGS

Route Rte. 60
From Glenstone Ave.
To Highland Springs Blvd.
Location City of Springfield
Federal Agency FHWA
Project Sponsor MoDOT
Federal Funding Category NHPP(NHS)
MoDOT Funding Category Taking Care of the System
Bike/Ped Plan? **EJ?** Yes
STIP # 8P3122
Federal ID #



Project Description

Pavement resurfacing from 0.7 mile east of Glenstone Ave. (Bus. 65) to Highland Springs Boulevard east of Springfield.

Fund Code	Source	Phase	FY2020	FY2021	FY2022	FY2023	Total
FHWA (NHPP)	Federal	ENG	\$800	\$48,800	\$0	\$0	\$49,600
MoDOT	State	ENG	\$200	\$12,200	\$0	\$0	\$12,400
FHWA (NHPP)	Federal	CON	\$0	\$502,400	\$0	\$0	\$502,400
MoDOT	State	CON	\$0	\$125,600	\$0	\$0	\$125,600
Totals			\$1,000	\$689,000	\$0	\$0	\$690,000

Notes

Non-Federal Funding Source: State Transportation Revenues

Prior Cost	\$86,000
Future Cost	\$0
Total Cost	\$776,000



Transportation Improvement Program - FY 2020-2023

Project Detail by Section and Project Number with Map

F) Roadways Section

TIP # GR1804-18 ROUTE 60 RESURFACING W. OF HIGHLAND SPRINGS

Route Rte. 60
From Glenstone Ave.
To Highland Springs Blvd.
Location City of Springfield
Federal Agency FHWA
Project Sponsor MoDOT
Federal Funding Category NHPP(NHS)
MoDOT Funding Category Taking Care of the System
Bike/Ped Plan? **EJ?** Yes
STIP # 8P3122
Federal ID #



Project Description

Pavement resurfacing from 0.7 mile east of Glenstone Ave. (Bus. 65) to Highland Springs Boulevard east of Springfield.

Fund Code	Source	Phase	FY2020	FY2021	FY2022	FY2023	Total
FHWA (NHPP)	Federal	ENG	\$49,600	\$0	\$0	\$0	\$49,600
MoDOT	State	ENG	\$12,400	\$0	\$0	\$0	\$12,400
FHWA (NHPP)	Federal	CON	\$488,000	\$0	\$0	\$0	\$488,000
MoDOT	State	CON	\$122,000	\$0	\$0	\$0	\$122,000
Totals			\$672,000	\$0	\$0	\$0	\$672,000

Notes

Non-Federal Funding Source: State Transportation Revenues

Prior Cost	\$86,000
Future Cost	\$0
Total Cost	\$758,000



Transportation Improvement Program - FY 2020-2023

Project Detail by Section and Project Number with Map

J) Pending Amendment Section

TIP # MO2104-20A7 ITS OPERATIONS AND MANAGEMENT (2022)

Route Various

From Various

To Various

Location Area Wide

Federal Agency FHWA

Project Sponsor MoDOT

Federal Funding Category Advance Construction

MoDOT Funding Category Major Projects and Emerging Needs

Bike/Ped Plan? EJ?

STIP # 8Q3181

Federal ID #

Project Description

Operations and management of Ozarks Traffic Intelligent Transportation System in the Ozarks Transportation Organization area.



Fund Code	Source	Phase	FY2020	FY2021	FY2022	FY2023	Total
FHWA (STBG)	Federal	ENG	\$0	\$800	\$0	\$0	\$800
MoDOT	State	ENG	\$0	\$200	\$0	\$0	\$200
FHWA (STBG)	Federal	PMT	\$0	\$0	\$541,600	\$0	\$541,600
MoDOT	State	PMT	\$0	\$0	\$135,400	\$0	\$135,400
FHWA (STBG-U)	Federal	OPER	\$0	\$0	\$340,000	\$0	\$340,000
LOCAL	Local	OPER	\$0	\$0	\$85,000	\$0	\$85,000
Totals			\$0	\$1,000	\$1,102,000	\$0	\$1,103,000

Notes

Non-Federal Funding Source: State Transportation Revenues

Prior Cost	\$0
Future Cost	\$0
Total Cost	\$1,103,000



Transportation Improvement Program - FY 2020-2023

Project Detail by Section and Project Number with Map

F) Roadways Section

TIP # MO2104-20A5 ITS OPERATIONS AND MANAGEMENT (2022)

Route Various

From Various

To Various

Location Area Wide

Federal Agency FHWA

Project Sponsor MoDOT

Federal Funding Category Advance Construction

MoDOT Funding Category Major Projects and Emerging Needs

Bike/Ped Plan? EJ?

STIP # 8Q3181

Federal ID #

Project Description

Operations and management of Ozarks Traffic Intelligent Transportation System in the Ozarks Transportation Organization area.



Fund Code	Source	Phase	FY2020	FY2021	FY2022	FY2023	Total
FHWA (STBG)	Federal	ENG	\$0	\$800	\$0	\$0	\$800
MoDOT	State	ENG	\$0	\$200	\$0	\$0	\$200
FHWA (STBG)	Federal	PMT	\$0	\$514,400	\$0	\$0	\$514,400
MoDOT	State	PMT	\$0	\$128,600	\$0	\$0	\$128,600
FHWA (STBG-U)	Federal	OPER	\$0	\$0	\$340,000	\$0	\$340,000
LOCAL	Local	OPER	\$0	\$0	\$85,000	\$0	\$85,000
Totals			\$0	\$644,000	\$425,000	\$0	\$1,069,000

Notes

Non-Federal Funding Source: State Transportation Revenues

FYI: Federal Funding Category upon Anticipated Advanced Construction (AC)
Conversion - STBG

Prior Cost \$0
Future Cost \$0
Total Cost \$1,069,000



Transportation Improvement Program - FY 2020-2023

Project Detail by Section and Project Number with Map

J) Pending Amendment Section

TIP # MO2106-20A7 ADD ITS FOR OZARKS TRAFFIC IN VARIOUS LOCATIONS IN OTO AREA

Route Various

From

To

Location Area Wide

Federal Agency FHWA

Project Sponsor MoDOT


Federal Funding Category STBG

MoDOT Funding Category Taking Care of the System

Bike/Ped Plan? EJ?

STIP # 8P3207

Federal ID #



Project Description

Add ITS for Ozarks Traffic at various locations on Route 60 (James River Freeway) in Springfield, Route FF (West Bypass) near Battlefield, and various locations in Ozark.

Fund Code	Source	Phase	FY2020	FY2021	FY2022	FY2023	Total
MoDOT	State	ENG	\$0	\$10,000	\$12,800	\$0	\$22,800
MoDOT-AC	State	ENG	\$0	\$40,000	\$51,200	\$0	\$91,200
MoDOT	State	CON	\$0	\$0	\$190,800	\$0	\$190,800
MoDOT-AC	State	CON	\$0	\$0	\$763,200	\$0	\$763,200
Totals			\$0	\$50,000	\$1,018,000	\$0	\$1,068,000

Notes

Non-Federal Funding Source: State Transportation Revenues

FYI: Federal Funding Category upon anticipated Advanced Construction (AC) conversion - STBG

Prior Cost	\$0
Future Cost	\$0
Total Cost	\$1,068,000



Transportation Improvement Program - FY 2020-2023

Project Detail by Section and Project Number with Map

J) Pending Amendment Section

TIP # MO2107-20A7 **UPGRADE ITS MESSAGE BOARDS IN OTO AREA**

Route Various

From

To

Location Area Wide

Federal Agency FHWA

Project Sponsor MoDOT

Federal Funding Category STBG

MoDOT Funding Category Taking Care of the System


Bike/Ped Plan? EJ?

STIP # 8Q3181B

Federal ID #

Project Description

Upgrade ITS message boards at various locations in the Urban Southwest District.



Fund Code	Source	Phase	FY2020	FY2021	FY2022	FY2023	Total
MoDOT	State	ENG	\$0	\$1,600	\$2,400	\$0	\$4,000
MoDOT-AC	State	ENG	\$0	\$6,400	\$9,600	\$0	\$16,000
MoDOT	State	CON	\$0	\$0	\$20,000	\$0	\$20,000
MoDOT-AC	State	CON	\$0	\$0	\$80,000	\$0	\$80,000
Totals			\$0	\$8,000	\$112,000	\$0	\$120,000

Notes

Non-Federal Funding Source: State Transportation Revenues

FYI: Federal Funding Category upon anticipated Advanced Construction (AC) conversion - STBG

Prior Cost \$0

Future Cost \$0

Total Cost \$120,000



Transportation Improvement Program - FY 2020-2023

Project Detail by Section and Project Number with Map

J) Pending Amendment Section

TIP # NX1701-20A7 ROUTE 14 CAPACITY IMPROVEMENTS FROM FORT TO RIDGECREST

Route Rte. 14
From Fort St.
To Ridgecrest St.
Location City of Nixa
Federal Agency FHWA
Project Sponsor MoDOT
Federal Funding Category NHPP(NHS)
MoDOT Funding Category Major Projects and Emerging Needs
Bike/Ped Plan? Yes **EJ?** Yes
STIP # 8P0588H
Federal ID # 0141028

No Map
Available

Project Description

Add lanes, turn lanes, sidewalks, and drainage from Fort Street to 0.2 miles east of Tiffany Boulevard, pavement improvements on Rice Street north of Route 14, and add fiber optic connection from Rte. 160 to Ridgecrest Street in Nixa.

Fund Code	Source	Phase	FY2020	FY2021	FY2022	FY2023	Total
FHWA (NHPP)	Federal	ENG	\$172,000	\$410,400	\$0	\$0	\$582,400
LOCAL	Local	ENG	\$5,000	\$5,000	\$0	\$0	\$10,000
MoDOT	State	ENG	\$38,000	\$97,600	\$0	\$0	\$135,600
FHWA (NHPP)	Federal	CON	\$0	\$5,404,130	\$0	\$0	\$5,404,130
FHWA (STBG-U)	Federal	CON	\$0	\$202,270	\$0	\$0	\$202,270
LOCAL	Local	CON	\$0	\$94,446	\$0	\$0	\$94,446
MoDOT	State	CON	\$0	\$1,307,154	\$0	\$0	\$1,307,154
Totals			\$215,000	\$7,521,000	\$0	\$0	\$7,736,000

Notes

Non-Federal Funding Source: State Transportation Revenues

Prior Cost \$1,979,000
Future Cost \$0
Total Cost \$9,715,000



Transportation Improvement Program - FY 2020-2023

Project Detail by Section and Project Number with Map

F) Roadways Section

TIP # NX1701-20A2 ROUTE 14 CAPACITY IMPROVEMENTS FROM FORT TO RIDGECREST

Route Rte. 14
From Fort St.
To Ridgecrest St.
Location City of Nixa
Federal Agency FHWA
Project Sponsor MoDOT
Federal Funding Category NHPP(NHS)
MoDOT Funding Category Major Projects and Emerging Needs
Bike/Ped Plan? Yes **EJ?** Yes
STIP # 8P0588H
Federal ID # 0141028



Project Description

Add lanes, turn lanes, sidewalks, and drainage from Fort Street to 0.2 miles east of Tiffany Boulevard, pavement improvements on Rice Street north of Route 14, and add fiber optic connection from Rte. 160 to Ridgecrest Street in Nixa.

Fund Code	Source	Phase	FY2020	FY2021	FY2022	FY2023	Total
FHWA (NHPP)	Federal	ENG	\$204,364	\$374,100	\$0	\$0	\$578,464
LOCAL	Local	ENG	\$5,000	\$5,000	\$0	\$0	\$10,000
MoDOT	State	ENG	\$46,091	\$88,525	\$0	\$0	\$134,616
FHWA (NHPP)	Federal	CON	\$0	\$5,240,703	\$0	\$0	\$5,240,703
FHWA (STBG-U)	Federal	CON	\$0	\$202,270	\$0	\$0	\$202,270
LOCAL	Local	CON	\$0	\$94,446	\$0	\$0	\$94,446
MoDOT	State	CON	\$0	\$1,266,297	\$0	\$0	\$1,266,297
Totals			\$255,455	\$7,271,341	\$0	\$0	\$7,526,796

Notes

Non-Federal Funding Source: State Transportation Revenues

Prior Cost \$1,979,000
Future Cost \$0
Total Cost \$9,505,796



Transportation Improvement Program - FY 2020-2023

Project Detail by Section and Project Number with Map

J) Pending Amendment Section

TIP # SP1907-20A7 **US 60 IMPROVEMENTS NATIONAL TO 65**

Route US 60

From National Avenue

To US 65

Location City of Springfield

Federal Agency FHWA

Project Sponsor MoDOT

Federal Funding Category NHPP(NHS)

MoDOT Funding Category Major Projects and Emerging Needs

Bike/Ped Plan? **EJ?** Yes

STIP # 8P3032B

Federal ID # 0602109

No Map
Available

Project Description

Add lanes on James River Freeway, improve ramps from National Avenue to Rte. 65, and reconfigure interchange at Glenstone Avenue (Bus. 65) in Springfield. Project involves bridge A4175. \$995,000 Open Container Funds.

Fund Code	Source	Phase	FY2020	FY2021	FY2022	FY2023	Total
FHWA (NHPP)	Federal	ENG	\$476,000	\$1,098,400	\$0	\$0	\$1,574,400
MoDOT	State	ENG	\$119,000	\$274,600	\$0	\$0	\$393,600
FHWA (NHPP)	Federal	ROW	\$1,600	\$0	\$0	\$0	\$1,600
MoDOT	State	ROW	\$400	\$0	\$0	\$0	\$400
FHWA (NHPP)	Federal	CON	\$0	\$15,778,600	\$0	\$0	\$15,778,600
FHWA (SAFETY)	Federal	CON	\$0	\$995,000	\$0	\$0	\$995,000
MoDOT	State	CON	\$0	\$4,193,400	\$0	\$0	\$4,193,400
Totals			\$597,000	\$22,340,000	\$0	\$0	\$22,937,000

Notes

Non-Federal Funding Source: State Transportation Revenues

Prior Cost	\$1,400,000
Future Cost	\$0
Total Cost	\$24,337,000



Transportation Improvement Program - FY 2020-2023

Project Detail by Section and Project Number with Map

F) Roadways Section

TIP # SP1907-19 **US 60 IMPROVEMENTS NATIONAL TO 65**

Route US 60

From National Avenue

To US 65

Location City of Springfield

Federal Agency FHWA

Project Sponsor MoDOT

Federal Funding Category NHPP(NHS)

MoDOT Funding Category Major Projects and Emerging Needs

Bike/Ped Plan? **EJ?** **Yes**

STIP # 8P3032B

Federal ID # 0602109



Project Description

Add lanes on James River Freeway, improve ramps from National Avenue to Rte. 65, and reconfigure interchange at Glenstone Avenue (Bus. 65) in Springfield. Project involves bridge A4175. \$995,000 Open Container Funds.

Fund Code	Source	Phase	FY2020	FY2021	FY2022	FY2023	Total
FHWA (NHPP)	Federal	ENG	\$1,574,400	\$0	\$0	\$0	\$1,574,400
MoDOT	State	ENG	\$393,600	\$0	\$0	\$0	\$393,600
FHWA (NHPP)	Federal	ROW	\$1,600	\$0	\$0	\$0	\$1,600
MoDOT	State	ROW	\$400	\$0	\$0	\$0	\$400
FHWA (NHPP)	Federal	CON	\$15,289,800	\$0	\$0	\$0	\$15,289,800
FHWA (SAFETY)	Federal	CON	\$995,000	\$0	\$0	\$0	\$995,000
MoDOT	State	CON	\$4,071,200	\$0	\$0	\$0	\$4,071,200
Totals			\$22,326,000	\$0	\$0	\$0	\$22,326,000

Notes

Non-Federal Funding Source: State Transportation Revenues

Prior Cost	\$1,400,000
Future Cost	\$0
Total Cost	\$23,726,000



Transportation Improvement Program - FY 2020-2023

Project Detail by Section and Project Number with Map

J) Pending Amendment Section

TIP # SP2003-20A7 **OPERATIONAL, SAFETY, AND ADA IMPROVEMENTS ON GLENSTONE ST. LOUIS TO 60**

Route Glenstone Avenue (BU 65)

From Valley Water Mill Road

To James River Freeway (Rte. 60)

Location City of Springfield

Federal Agency FHWA

Project Sponsor MoDOT


Federal Funding Category STBG

MoDOT Funding Category Taking Care of the System

Bike/Ped Plan? Yes **EJ?** Yes

STIP # 8S3160

Federal ID #



Project Description

Operational and safety improvements, upgrade sidewalk to comply with the ADA Transition Plan on Glenstone Ave. from Valley Water Mill Road to James River Freeway (Rte. 60) in Springfield. \$677,000 Open Container funds.

Fund Code	Source	Phase	FY2020	FY2021	FY2022	FY2023	Total
FHWA (STBG)	Federal	ENG	\$515,200	\$155,200	\$845,600	\$0	\$1,516,000
MoDOT	State	ENG	\$128,800	\$38,800	\$211,400	\$0	\$379,000
FHWA (STBG)	Federal	ROW	\$0	\$182,400	\$0	\$0	\$182,400
MoDOT	State	ROW	\$0	\$45,600	\$0	\$0	\$45,600
FHWA (SAFETY)	Federal	CON	\$0	\$0	\$677,000	\$0	\$677,000
FHWA (STBG)	Federal	CON	\$0	\$0	\$3,146,200	\$0	\$3,146,200
MoDOT	State	CON	\$0	\$0	\$955,800	\$0	\$955,800
Totals			\$644,000	\$422,000	\$5,836,000	\$0	\$6,902,000

Notes

Non-Federal Funding Source: State Transportation Revenues

Prior Cost	\$0
Future Cost	\$0
Total Cost	\$6,902,000



Transportation Improvement Program - FY 2020-2023

Project Detail by Section and Project Number with Map

F) Roadways Section

TIP # SP2003-20AM2 **OPERATIONAL, SAFETY, AND ADA IMPROVEMENTS ON GLENSTONE ST. LOUIS TO 60**

Route Glenstone Avenue (BU 65)
From Valley Water Mill Road
To James River Freeway (Rte. 60)

Location City of Springfield

Federal Agency FHWA

Project Sponsor MoDOT

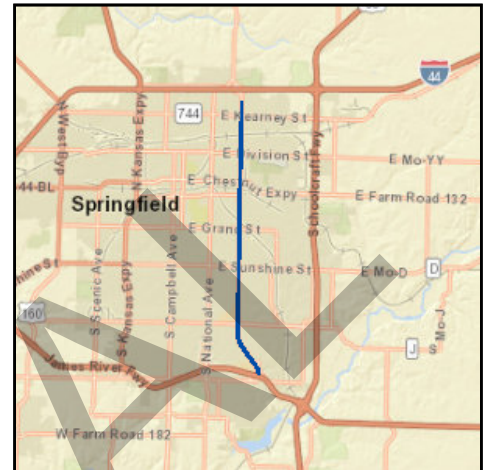
Federal Funding Category STBG

MoDOT Funding Category Taking Care of the System

Bike/Ped Plan? Yes **EJ?** Yes

STIP # 8S3160

Federal ID #



Project Description

Operational and safety improvements, upgrade sidewalk to comply with the ADA Transition Plan on Glenstone Ave. from Valley Water Mill Road to James River Freeway (Rte. 60) in Springfield. \$527,000
 Open Container funds. \$313,000 Statewide Trans. Alt. funds.

Fund Code	Source	Phase	FY2020	FY2021	FY2022	FY2023	Total
FHWA (STBG)	Federal	ENG	\$660,800	\$775,200	\$0	\$0	\$1,436,000
MoDOT	State	ENG	\$165,200	\$193,800	\$0	\$0	\$359,000
FHWA (STBG)	Federal	ROW	\$176,800	\$0	\$0	\$0	\$176,800
MoDOT	State	ROW	\$44,200	\$0	\$0	\$0	\$44,200
FHWA (SAFETY)	Federal	CON	\$0	\$527,000	\$0	\$0	\$527,000
FHWA (STAP)	Federal	CON	\$0	\$313,000	\$0	\$0	\$313,000
FHWA (STBG)	Federal	CON	\$0	\$2,872,000	\$0	\$0	\$2,872,000
MoDOT	State	CON	\$0	\$928,000	\$0	\$0	\$928,000
Totals			\$1,047,000	\$5,609,000	\$0	\$0	\$6,656,000

Notes

Non-Federal Funding Source: State Transportation Revenues

Prior Cost	\$0
Future Cost	\$0
Total Cost	\$6,656,000



Transportation Improvement Program - FY 2020-2023

Project Detail by Section and Project Number with Map

F) Roadways Section

TIP # SP2012-20A7 **PAVEMENT IMPROVEMENTS SUNSHINE, NATIONAL, BATTLEFIELD**

Route Sunshine, National, Battlefield

From

To

Location City of Springfield

Federal Agency FHWA

Project Sponsor City of Springfield

Federal Funding Category STBG-U

MoDOT Funding Category N/A

Bike/Ped Plan? Yes **EJ?** Yes

STIP #

Federal ID #

Project Description

Overlay for various locations on Sunshine Street, National Avenue, and Battlefield Road.



Fund Code	Source	Phase	FY2020	FY2021	FY2022	FY2023	Total
FHWA (STBG-U)	Federal	CON	\$0	\$2,392,000	\$0	\$0	\$2,392,000
LOCAL	Local	CON	\$0	\$598,000	\$0	\$0	\$598,000
Totals			\$0	\$2,990,000	\$0	\$0	\$2,990,000

Notes

Non-Federal Funding Source: City of Springfield 1/4-cent sales tax

Prior Cost	\$0
Future Cost	\$0
Total Cost	\$2,990,000



Transportation Improvement Program - FY 2020-2023

Project Detail by Section and Project Number with Map

F) Roadways Section

TIP # SP2012-20AM3 **PAVEMENT AND ADA IMPROVEMENTS SUNSHINE, NATIONAL, BATTLEFIELD**

Route Sunshine, National, Battlefield

From

To

Location City of Springfield

Federal Agency FHWA

Project Sponsor City of Springfield

Federal Funding Category STBG-U

MoDOT Funding Category N/A

Bike/Ped Plan? Yes **EJ?** Yes

STIP #

Federal ID #

Project Description

Overlay for various locations on Sunshine Street, National Avenue, and Battlefield Road.



Fund Code	Source	Phase	FY2020	FY2021	FY2022	FY2023	Total
FHWA (STBG-U)	Federal	CON	\$2,392,000	\$0	\$0	\$0	\$2,392,000
LOCAL	Local	CON	\$598,000	\$0	\$0	\$0	\$598,000
Totals			\$2,990,000	\$0	\$0	\$0	\$2,990,000

Notes

Non-Federal Funding Source: City of Springfield 1/4-cent sales tax

Prior Cost	\$0
Future Cost	\$0
Total Cost	\$2,990,000



Transportation Improvement Program - FY 2020-2023

Project Detail by Section and Project Number with Map

J) Pending Amendment Section

TIP # SP2014-20A7 **ADA IMPROVEMENTS SUNSHINE, NATIONAL, BATTLEFIELD**

Route Sunshine, National, Battlefield

From

To

Location City of Springfield

Federal Agency FHWA

Project Sponsor City of Springfield

Federal Funding Category STBG-U

MoDOT Funding Category N/A

Bike/Ped Plan? Yes **EJ?** Yes

STIP #

Federal ID #

Project Description

ADA improvements at various locations on Sunshine Street, National Avenue, and Battlefield Road.



Fund Code	Source	Phase	FY2020	FY2021	FY2022	FY2023	Total
FHWA (STBG-U)	Federal	CON	\$0	\$1,288,000	\$0	\$0	\$1,288,000
LOCAL	Local	CON	\$0	\$322,000	\$0	\$0	\$322,000
Totals			\$0	\$1,610,000	\$0	\$0	\$1,610,000

Notes

Non-Federal Funding Source: City of Springfield 1/4-cent sales tax

Prior Cost	\$0
Future Cost	\$0
Total Cost	\$1,610,000



Transportation Improvement Program - FY 2020-2023

Project Detail by Section and Project Number with Map

F) Roadways Section

TIP # SP2014-20AM3 **PAVEMENT AND ADA IMPROVEMENTS SUNSHINE, NATIONAL, BATTLEFIELD**

Route Sunshine, National, Battlefield

From

To

Location City of Springfield

Federal Agency FHWA

Project Sponsor City of Springfield

Federal Funding Category STBG-U

MoDOT Funding Category N/A

Bike/Ped Plan? Yes **EJ?** Yes

STIP #

Federal ID #

Project Description

ADA improvements at various locations on Sunshine Street, National Avenue, and Battlefield Road.



Fund Code	Source	Phase	FY2020	FY2021	FY2022	FY2023	Total
FHWA (STBG-U)	Federal	CON	\$1,288,000	\$0	\$0	\$0	\$1,288,000
LOCAL	Local	CON	\$322,000	\$0	\$0	\$0	\$322,000
Totals			\$1,610,000	\$0	\$0	\$0	\$1,610,000

Notes

Non-Federal Funding Source: City of Springfield 1/4-cent sales tax

Prior Cost	\$0
Future Cost	\$0
Total Cost	\$1,610,000



Transportation Improvement Program - FY 2020-2023

Project Detail by Section and Project Number with Map

J) Pending Amendment Section

TIP # SP2104-20A7 **WALNUT STREET BRIDGE**

Route Walnut Street

From over Jordan Creek

To

Location City of Springfield

Federal Agency FHWA

Project Sponsor City of Springfield

Federal Funding Category STBG-U

MoDOT Funding Category None

Bike/Ped Plan? EJ?

STIP #

Federal ID #

Project Description

Replacement of Walnut Street Bridge over Jordan Creek and incorporate a future trail under the bridge.

No Map
Available

Fund Code	Source	Phase	FY2020	FY2021	FY2022	FY2023	Total
FHWA (STBG-U)	Federal	ROW	\$0	\$240,000	\$0	\$0	\$240,000
LOCAL	Local	ROW	\$0	\$60,000	\$0	\$0	\$60,000
FHWA (STBG-U)	Federal	CON	\$0	\$0	\$1,360,000	\$0	\$1,360,000
LOCAL	Local	CON	\$0	\$0	\$340,000	\$0	\$340,000
Totals			\$0	\$300,000	\$1,700,000	\$0	\$2,000,000

Notes

Non-Federal Funding Source: City of Springfield

Prior Cost	\$0
Future Cost	\$0
Total Cost	\$2,000,000

Roadways

FY 2020 continued on next page

FINANCIAL SUMMARY

Roadways

YEARLY SUMMARY

PROJECT	Federal											Local			State				TOTAL
	FHWA (STBG-U)	FHWA (SAFETY)	FHWA (BRIDGE)	FHWA (UM)	FHWA (130)	FHWA (BRO)	FHWA (NHPP)	FHWA (STBG)	FHWA (BUILD)	FRA (CRISI)	FEMA	LOCAL	LOCAL-AC	OTHER	MoDOT	MoDOT-GCSA	MoDOT-AC	SEMA	
2020 Continued																			
SP1419-18A1	\$0	\$0	\$0	\$9,000	\$0	\$0	\$0	\$0	\$0	\$0	\$0	\$0	\$0	\$0	\$1,000	\$0	\$0	\$0	\$10,000
SP1708	\$0	\$0	\$0	\$0	\$0	\$0	\$0	\$0	\$0	\$0	\$0	\$0	\$0	\$0	\$200	\$0	\$0	\$0	\$1,000
SP1709	\$0	\$0	\$0	\$0	\$0	\$0	\$16,000	\$0	\$0	\$0	\$0	\$0	\$0	\$0	\$4,000	\$0	\$0	\$0	\$20,000
SP1710	\$0	\$0	\$0	\$0	\$0	\$0	\$23,200	\$0	\$0	\$0	\$0	\$0	\$0	\$0	\$5,800	\$0	\$0	\$0	\$29,000
SP1801-18	\$0	\$0	\$0	\$0	\$0	\$0	\$1,600	\$0	\$0	\$0	\$0	\$0	\$0	\$0	\$400	\$0	\$0	\$0	\$2,000
SP1802-18	\$0	\$0	\$0	\$0	\$0	\$0	\$1,600	\$0	\$0	\$0	\$0	\$0	\$0	\$0	\$400	\$0	\$0	\$0	\$2,000
SP1805-18	\$0	\$0	\$0	\$1,467,000	\$0	\$0	\$0	\$0	\$0	\$0	\$0	\$0	\$0	\$0	\$163,000	\$0	\$0	\$0	\$1,630,000
SP1809-18	\$0	\$0	\$0	\$0	\$0	\$0	\$1,449,600	\$0	\$0	\$0	\$0	\$0	\$0	\$0	\$362,400	\$0	\$0	\$0	\$1,812,000
SP1811-18	\$0	\$2,000	\$0	\$0	\$0	\$0	\$0	\$0	\$0	\$0	\$0	\$0	\$0	\$0	\$0	\$0	\$0	\$0	\$2,000
SP1812-18	\$0	\$2,000	\$0	\$0	\$0	\$0	\$0	\$0	\$0	\$0	\$0	\$0	\$0	\$0	\$0	\$0	\$0	\$0	\$2,000
SP1815-20A5	\$0	\$0	\$0	\$0	\$0	\$0	\$28,000	\$0	\$0	\$0	\$0	\$0	\$0	\$0	\$7,000	\$0	\$0	\$0	\$35,000
SP1816-20A6	\$0	\$0	\$0	\$0	\$0	\$0	\$1,600	\$0	\$0	\$0	\$0	\$0	\$0	\$0	\$400	\$0	\$0	\$0	\$2,000
SP1817-20A6	\$0	\$0	\$0	\$0	\$0	\$0	\$1,600	\$0	\$0	\$0	\$0	\$0	\$0	\$0	\$400	\$0	\$0	\$0	\$2,000
SP1903-19	\$0	\$0	\$0	\$0	\$0	\$0	\$8,000	\$0	\$0	\$0	\$0	\$0	\$0	\$0	\$2,000	\$0	\$0	\$0	\$10,000
SP1904-19	\$0	\$0	\$0	\$0	\$0	\$0	\$14,400	\$0	\$0	\$0	\$0	\$0	\$0	\$0	\$3,600	\$0	\$0	\$0	\$18,000
SP1906-19	\$0	\$0	\$0	\$0	\$0	\$0	\$0	\$0	\$0	\$0	\$0	\$0	\$0	\$0	\$400	\$0	\$1,600	\$0	\$2,000
SP1908-20A7	\$0	\$0	\$0	\$0	\$0	\$0	\$477,000	\$0	\$0	\$0	\$0	\$0	\$0	\$0	\$119,000	\$0	\$0	\$0	\$596,000
SP1908-19A2	\$0	\$0	\$0	\$0	\$0	\$0	\$8,000	\$0	\$0	\$0	\$0	\$0	\$0	\$0	\$2,000	\$0	\$0	\$0	\$10,000
SP1909-19A2	\$0	\$0	\$0	\$0	\$0	\$0	\$40,000	\$0	\$0	\$0	\$0	\$0	\$0	\$0	\$10,000	\$0	\$0	\$0	\$50,000
SP1910-19A2	\$0	\$0	\$0	\$0	\$0	\$0	\$4,000	\$0	\$0	\$0	\$0	\$0	\$0	\$0	\$1,000	\$0	\$0	\$0	\$5,000
SP1911-19A2	\$0	\$0	\$0	\$0	\$0	\$0	\$1,600	\$0	\$0	\$0	\$0	\$0	\$0	\$0	\$400	\$0	\$0	\$0	\$2,000
SP1912-19A5	\$0	\$0	\$0	\$0	\$46,000	\$0	\$0	\$0	\$0	\$0	\$0	\$0	\$0	\$0	\$0	\$6,000	\$0	\$0	\$52,000
SP2002-20	\$0	\$0	\$0	\$0	\$0	\$0	\$1,600	\$0	\$0	\$0	\$0	\$0	\$0	\$0	\$400	\$0	\$0	\$0	\$2,000
SP2003-20A7	\$0	\$0	\$0	\$0	\$0	\$0	\$0	\$518,000	\$0	\$0	\$0	\$0	\$0	\$0	\$128,000	\$0	\$0	\$0	\$646,000
SP2004-20	\$0	\$0	\$0	\$0	\$0	\$0	\$1,221,600	\$0	\$0	\$0	\$0	\$0	\$0	\$0	\$305,400	\$0	\$0	\$0	\$1,527,000
SP2005-20A3	\$0	\$0	\$0	\$0	\$0	\$0	\$807,200	\$0	\$0	\$0	\$0	\$0	\$0	\$0	\$201,800	\$0	\$0	\$0	\$1,009,000
SP2006-20	\$0	\$0	\$0	\$0	\$0	\$0	\$0	\$0	\$0	\$0	\$0	\$0	\$0	\$0	\$2,000	\$0	\$8,000	\$0	\$10,000
SP2007-20A5	\$0	\$0	\$0	\$0	\$0	\$0	\$0	\$0	\$0	\$0	\$0	\$0	\$0	\$0	\$8,000	\$0	\$32,000	\$0	\$40,000
SP2008-20	\$0	\$0	\$0	\$0	\$0	\$0	\$8,000	\$0	\$0	\$0	\$0	\$0	\$0	\$0	\$2,000	\$0	\$0	\$0	\$10,000
SP2009-20	\$0	\$0	\$0	\$0	\$0	\$0	\$3,200	\$0	\$0	\$0	\$0	\$0	\$0	\$0	\$800	\$0	\$0	\$0	\$4,000
SP2010-20	\$0	\$0	\$0	\$0	\$0	\$0	\$2,373,600	\$0	\$0	\$0	\$0	\$0	\$0	\$0	\$593,400	\$0	\$0	\$0	\$2,967,000
SP2011-20AM6	\$0	\$0	\$0	\$0	\$0	\$0	\$0	\$0	\$0	\$0	\$0	\$0	\$0	\$0	\$0	\$0	\$0	\$0	\$0
SP2012-20A7	\$0	\$0	\$0	\$0	\$0	\$0	\$0	\$0	\$0	\$0	\$0	\$0	\$0	\$0	\$0	\$0	\$0	\$0	\$0
SP2013-20	\$0	\$0	\$0	\$0	\$0	\$0	\$1,600	\$0	\$0	\$0	\$0	\$0	\$0	\$0	\$400	\$0	\$0	\$0	\$2,000
SP2014-20A7	\$0	\$0	\$0	\$0	\$0	\$0	\$0	\$0	\$0	\$0	\$0	\$0	\$0	\$0	\$0	\$0	\$0	\$0	\$0
SP2015-20A5	\$0	\$0	\$0	\$0	\$0	\$0	\$0	\$0	\$0	\$0	\$0	\$420,600	\$1,682,400	\$0	\$0	\$0	\$0	\$0	\$2,103,000
SP2016-20AM6	\$0	\$0	\$0	\$0	\$0	\$0	\$0	\$0	\$0	\$0	\$0	\$0	\$0	\$0	\$0	\$0	\$0	\$0	\$0
ST1901-19AM2	\$0	\$0	\$0	\$0	\$0	\$0	\$0	\$0	\$0	\$0	\$0	\$0	\$0	\$0	\$13,400	\$0	\$53,600	\$0	\$67,000
SUBTOTAL	\$7,079,640	\$3,069,200	\$28,800	\$1,700,100	\$46,000	\$350,151	\$14,843,600	\$5,131,081	\$0	\$10,000	\$740,993	\$2,966,775	\$1,682,400	\$0	\$6,509,257	\$16,000	\$2,988,700	\$123,499	\$47,286,196
2021																			
CC0901	\$0	\$0	\$0	\$0	\$0	\$0	\$0	\$8,000	\$0	\$0	\$0	\$0	\$0	\$0	\$2,000	\$0	\$0	\$0	\$10,000
CC1102	\$0	\$0	\$0	\$0	\$0	\$0	\$1,600	\$0	\$0	\$0	\$0	\$0	\$0	\$0	\$400	\$0	\$0	\$0	\$2,000
CC1703	\$0	\$0	\$0	\$0	\$0	\$0	\$0	\$4,000	\$0	\$0	\$0	\$0	\$0	\$0	\$1,000	\$0	\$0	\$0	\$5,000
CC1802	\$0	\$0	\$0	\$0	\$0	\$0	\$252,800	\$0	\$0	\$0	\$0	\$0	\$0	\$0	\$63,200	\$0	\$0	\$0	\$316,000
CC1803-18	\$0	\$1,800	\$0	\$0	\$0	\$0	\$0	\$0	\$0	\$0	\$0	\$0	\$0	\$0	\$200	\$0	\$0	\$0	\$2,000
CC1901-19	\$0	\$0	\$0	\$0	\$0	\$0	\$0	\$0	\$0	\$0	\$0	\$0	\$0	\$0	\$400	\$0	\$1,600	\$0	\$2,000
CC1902-19	\$0	\$0	\$0	\$0	\$0	\$0	\$0	\$0	\$0	\$0	\$0	\$0	\$0	\$0	\$400	\$0	\$1,600	\$0	\$2,000
CC2001-20	\$0	\$0	\$0	\$0	\$0	\$0	\$476,000	\$0	\$0	\$0	\$0	\$0	\$0	\$0	\$119,000	\$0	\$0	\$0	\$595,000
CC2101-20A5	\$0	\$16,200	\$0	\$0	\$0	\$0	\$0	\$0	\$0	\$0	\$0	\$0	\$0	\$0	\$1,800	\$0	\$0	\$0	\$18,000
CC2102-20A7	\$0	\$0	\$0	\$0	\$0	\$0	\$0	\$0	\$0	\$0	\$0	\$0	\$0	\$0	\$30,000	\$0	\$120,000	\$0	\$150,000
CC2103-20A7	\$392,000	\$0	\$0	\$0	\$0	\$0	\$0	\$0	\$0	\$0	\$0	\$118,000	\$0	\$0	\$0	\$0	\$0	\$0	\$510,000
GR1403-18A1	\$0	\$0	\$0	\$0	\$0	\$0	\$8,000	\$0	\$0	\$0	\$0	\$0	\$0	\$0	\$2,000	\$0	\$0	\$0	\$10,000
GR1703	\$0	\$0	\$0	\$0	\$0	\$0	\$0	\$565,600	\$0	\$0	\$0	\$0	\$0	\$0	\$141,400	\$0	\$0	\$0	\$707,000
GR1707-17A6	\$0	\$0	\$0	\$0	\$0	\$0	\$0	\$0	\$0	\$0	\$0	\$1,000	\$0	\$0	\$0	\$0	\$0	\$0	\$1,000
GR1801-18	\$0	\$1,800	\$0	\$0	\$0	\$0	\$0	\$0	\$0	\$0	\$0	\$0	\$0	\$0	\$200	\$0	\$0	\$0	\$2,000
GR1804-20A7	\$0	\$0	\$0	\$0	\$0	\$0	\$551,200	\$0	\$0	\$0	\$0	\$0	\$0	\$0	\$137,800	\$0	\$0	\$0	\$689,000
GR1901-20AM6	\$15,121,524	\$0	\$0	\$0	\$0	\$0	\$0	\$0	\$0	\$0	\$0	\$7,360,894	\$0	\$0	\$0	\$0	\$0	\$0	\$22,482,418
GR1902-20AM6	\$385,035	\$0	\$0	\$0	\$0	\$0	\$0	\$0	\$0	\$0	\$0	\$96,484	\$0	\$0	\$0	\$0	\$0	\$0	\$481,519
GR1903-19	\$0	\$0	\$0	\$0	\$0	\$0	\$1,864,800	\$0	\$0	\$0	\$0	\$0	\$0	\$0	\$466,200	\$0	\$0	\$0	\$2,331,000
GR1905-19	\$0	\$0	\$0	\$3,842,100	\$0	\$0	\$0	\$0	\$0	\$0	\$0	\$0	\$0	\$0	\$426,900	\$0	\$0	\$0	\$4,269,000
GR1906-19	\$0	\$0	\$0	\$0	\$0	\$0	\$1,178,400	\$0	\$0	\$0	\$0	\$0	\$0	\$0	\$294,600	\$0	\$0	\$0	\$1,473,000
GR1907-19	\$0	\$0	\$0	\$0	\$0	\$0	\$0	\$0	\$0	\$0	\$0	\$0	\$0	\$0	\$4,600	\$18,400	\$0	\$0	\$23,000
GR1908-19	\$0	\$0	\$237,600	\$0	\$0	\$0	\$0	\$0	\$0	\$0	\$0	\$0	\$0	\$0	\$59,400	\$0	\$0	\$0	\$297,000
GR1909-19	\$0	\$0	\$1,144,800	\$0	\$0	\$0	\$0	\$0	\$0	\$0	\$0	\$0	\$0	\$0	\$286,200	\$0	\$0	\$0	\$1,431,000
GR1910-19	\$0	\$0	\$0	\$0	\$0	\$0	\$0	\$534,400	\$0	\$0	\$0	\$0	\$0	\$0	\$133,600	\$0	\$0	\$0	\$668,000
GR1912-19	\$0	\$0	\$0	\$0	\$200,000	\$0	\$0	\$0	\$0	\$0	\$0	\$0	\$0	\$0	\$0	\$50,000	\$0	\$0	\$250,000
GR2003-20	\$0	\$0	\$0	\$0	\$0	\$0	\$3,200	\$0	\$0	\$0	\$0	\$0	\$0	\$0	\$800	\$0	\$0	\$0	\$4,000
GR2004-20	\$0	\$0	\$0	\$0	\$0	\$0	\$12,800	\$0	\$0	\$0	\$0	\$0	\$0	\$0	\$3,200	\$0	\$0	\$0	\$16,000
GR2005-20	\$0	\$0	\$0	\$0	\$0	\$0	\$0	\$0	\$0	\$0	\$0	\$0	\$0	\$0	\$139,800	\$0	\$559,200	\$0	\$699,000
GR2006-20	\$0	\$0	\$0	\$0	\$0	\$0	\$0	\$0	\$0	\$0	\$0	\$0	\$0	\$0	\$82,200	\$0	\$328,800	\$0	\$411,000
GR2007-20	\$0	\$0	\$0	\$0	\$0	\$0	\$1,600	\$0	\$0	\$0	\$0	\$0	\$0	\$0	\$400	\$0	\$0	\$0	\$2,000
GR2008-20	\$0	\$0	\$0	\$0	\$0	\$0	\$0	\$0	\$0	\$0	\$0	\$0	\$0	\$0	\$177,000	\$0	\$708,000	\$0	\$885,000
GR2009-20AM6	\$440,000	\$0	\$0	\$0	\$0	\$0	\$0	\$0	\$0	\$0	\$0	\$110,000	\$0	\$0	\$0	\$0	\$0	\$0	\$550,000
GR2010-20A1	\$0	\$9,000	\$0	\$0	\$0	\$0													

FINANCIAL SUMMARY

Roadways

YEARLY SUMMARY

PROJECT	FHWA (STBG-U)	FHWA (SAFETY)	FHWA (BRIDGE)	FHWA (UM)	FHWA (130)	Federal FHWA (BRO)	FHWA (NHPP)	FHWA (STBG)	FHWA (BUILD)	FRA (CRIS)	FEMA	LOCAL	Local LOCAL-AC	OTHER	MoDOT	MoDOT-GCSA	MoDOT-AC	SEMA	TOTAL
2021 Continued																			
MO2006-20	\$0	\$0	\$0	\$0	\$0	\$0	\$0	\$40,000	\$0	\$0	\$0	\$0	\$0	\$0	\$10,000	\$0	\$0	\$0	\$50,000
MO2006-20A7	\$0	\$183,600	\$0	\$0	\$0	\$0	\$0	\$0	\$0	\$0	\$0	\$0	\$0	\$0	\$20,400	\$0	\$0	\$0	\$204,000
MO2010-20	\$0	\$0	\$0	\$0	\$0	\$0	\$0	\$0	\$0	\$0	\$0	\$0	\$0	\$0	\$10,000	\$0	\$90,000	\$0	\$100,000
MO2101-18	\$332,000	\$0	\$0	\$0	\$0	\$0	\$0	\$0	\$0	\$0	\$0	\$83,000	\$0	\$0	\$0	\$0	\$0	\$0	\$415,000
MO2104-20A7	\$0	\$0	\$0	\$0	\$0	\$0	\$0	\$600	\$0	\$0	\$0	\$0	\$0	\$0	\$200	\$0	\$0	\$0	\$1,000
MO2105-20	\$0	\$0	\$0	\$0	\$0	\$0	\$0	\$0	\$0	\$0	\$0	\$0	\$0	\$0	\$22,500	\$0	\$202,500	\$0	\$225,000
MO2106-20A7	\$0	\$0	\$0	\$0	\$0	\$0	\$0	\$0	\$0	\$0	\$0	\$0	\$0	\$0	\$10,000	\$0	\$40,000	\$0	\$50,000
MO2107-20A7	\$0	\$0	\$0	\$0	\$0	\$0	\$0	\$0	\$0	\$0	\$0	\$0	\$0	\$0	\$1,600	\$0	\$6,400	\$0	\$8,000
NX1701-20A7	\$202,270	\$0	\$0	\$0	\$0	\$0	\$5,814,530	\$0	\$0	\$0	\$0	\$99,446	\$0	\$0	\$1,404,754	\$0	\$0	\$0	\$7,521,000
NX1704	\$0	\$0	\$0	\$0	\$0	\$0	\$1,600	\$0	\$0	\$0	\$0	\$0	\$0	\$0	\$400	\$0	\$0	\$0	\$2,000
NX2102-20A5	\$437,506	\$0	\$0	\$0	\$0	\$0	\$0	\$0	\$0	\$0	\$0	\$109,376	\$0	\$0	\$0	\$0	\$0	\$0	\$546,882
NX2201-20AM7	\$961,699	\$0	\$0	\$0	\$0	\$0	\$0	\$0	\$0	\$0	\$0	\$240,425	\$0	\$0	\$0	\$0	\$0	\$0	\$1,202,124
OK1901-19	\$0	\$0	\$0	\$0	\$0	\$0	\$1,637,600	\$0	\$0	\$0	\$0	\$0	\$0	\$0	\$409,400	\$0	\$0	\$0	\$2,047,000
OK2101-20A5	\$0	\$0	\$0	\$0	\$0	\$0	\$0	\$0	\$0	\$0	\$0	\$0	\$0	\$0	\$112,000	\$0	\$448,000	\$0	\$560,000
OT1901-19A5	\$220,500	\$0	\$0	\$0	\$0	\$0	\$0	\$0	\$0	\$0	\$0	\$55,125	\$0	\$0	\$0	\$0	\$0	\$0	\$275,625
RG0901-18A1	\$0	\$1,618,200	\$0	\$0	\$0	\$0	\$0	\$0	\$0	\$0	\$0	\$0	\$0	\$0	\$179,800	\$0	\$0	\$0	\$1,798,000
RP1701	\$0	\$0	\$0	\$0	\$0	\$0	\$8,000	\$0	\$0	\$0	\$0	\$0	\$0	\$0	\$2,000	\$0	\$0	\$0	\$10,000
RP1703-17A3	\$0	\$0	\$0	\$0	\$0	\$0	\$0	\$1,600	\$0	\$0	\$0	\$0	\$0	\$0	\$400	\$0	\$0	\$0	\$2,000
RP1704-17A3	\$0	\$0	\$0	\$0	\$0	\$0	\$0	\$0	\$0	\$0	\$0	\$0	\$0	\$0	\$400	\$0	\$1,600	\$0	\$2,000
RP2001-20A5	\$0	\$0	\$0	\$0	\$0	\$0	\$0	\$0	\$0	\$0	\$0	\$0	\$0	\$0	\$4,000	\$0	\$81,600	\$0	\$85,600
SP1405-18A1	\$0	\$0	\$0	\$0	\$0	\$0	\$1,600	\$0	\$0	\$0	\$0	\$0	\$0	\$0	\$400	\$0	\$0	\$0	\$2,000
SP1413-19	\$0	\$0	\$0	\$0	\$0	\$0	\$0	\$0	\$0	\$0	\$0	\$0	\$0	\$0	\$400	\$0	\$1,600	\$0	\$2,000
SP1419-18A1	\$0	\$0	\$0	\$9,000	\$0	\$0	\$0	\$0	\$0	\$0	\$0	\$0	\$0	\$0	\$1,000	\$0	\$0	\$0	\$10,000
SP1708	\$0	\$0	\$0	\$0	\$0	\$0	\$6,400	\$0	\$0	\$0	\$0	\$0	\$0	\$0	\$1,600	\$0	\$0	\$0	\$8,000
SP1709	\$0	\$0	\$0	\$0	\$0	\$0	\$16,000	\$0	\$0	\$0	\$0	\$0	\$0	\$0	\$4,000	\$0	\$0	\$0	\$20,000
SP1710	\$0	\$0	\$0	\$0	\$0	\$0	\$860,000	\$0	\$0	\$0	\$0	\$0	\$0	\$0	\$215,000	\$0	\$0	\$0	\$1,075,000
SP1802-18	\$0	\$0	\$0	\$0	\$0	\$0	\$1,600	\$0	\$0	\$0	\$0	\$0	\$0	\$0	\$400	\$0	\$0	\$0	\$2,000
SP1811-18	\$0	\$2,000	\$0	\$0	\$0	\$0	\$0	\$0	\$0	\$0	\$0	\$0	\$0	\$0	\$0	\$0	\$0	\$0	\$2,000
SP1812-18	\$0	\$2,000	\$0	\$0	\$0	\$0	\$0	\$0	\$0	\$0	\$0	\$0	\$0	\$0	\$0	\$0	\$0	\$0	\$2,000
SP1815-20A5	\$46,000	\$0	\$0	\$0	\$0	\$0	\$74,000	\$0	\$0	\$0	\$0	\$11,500	\$0	\$0	\$18,500	\$0	\$0	\$0	\$150,000
SP1816-20A6	\$0	\$0	\$0	\$0	\$0	\$0	\$111,200	\$0	\$0	\$0	\$0	\$0	\$0	\$0	\$27,800	\$0	\$0	\$0	\$139,000
SP1817-20A5	\$0	\$0	\$0	\$0	\$0	\$0	\$40,000	\$0	\$0	\$0	\$0	\$0	\$0	\$0	\$10,000	\$0	\$0	\$0	\$50,000
SP1818-20AM6	\$1,168,800	\$0	\$0	\$0	\$0	\$0	\$0	\$1,883,200	\$0	\$0	\$0	\$573,200	\$0	\$0	\$470,800	\$0	\$0	\$0	\$4,088,000
SP1902-20AM5	\$1,120,000	\$0	\$0	\$0	\$0	\$0	\$0	\$0	\$280,000	\$0	\$0	\$0	\$0	\$0	\$0	\$0	\$0	\$0	\$1,400,000
SP1903-19	\$0	\$0	\$0	\$0	\$0	\$0	\$636,800	\$0	\$0	\$0	\$0	\$0	\$0	\$0	\$159,200	\$0	\$0	\$0	\$796,000
SP1904-19	\$0	\$0	\$0	\$0	\$0	\$0	\$1,016,800	\$0	\$0	\$0	\$0	\$0	\$0	\$0	\$254,200	\$0	\$0	\$0	\$1,271,000
SP1906-19	\$0	\$0	\$0	\$0	\$0	\$0	\$0	\$0	\$0	\$0	\$0	\$0	\$0	\$0	\$400	\$0	\$1,600	\$0	\$2,000
SP1907-20A7	\$0	\$995,000	\$0	\$0	\$0	\$0	\$16,877,000	\$0	\$0	\$0	\$0	\$0	\$0	\$0	\$4,468,000	\$0	\$0	\$0	\$22,340,000
SP1908-19A2	\$0	\$0	\$0	\$0	\$0	\$0	\$303,200	\$0	\$0	\$0	\$0	\$0	\$0	\$0	\$75,800	\$0	\$0	\$0	\$379,000
SP1909-19A2	\$0	\$0	\$0	\$0	\$0	\$0	\$1,600	\$0	\$0	\$0	\$0	\$0	\$0	\$0	\$400	\$0	\$0	\$0	\$2,000
SP1910-19A2	\$0	\$0	\$0	\$0	\$0	\$0	\$1,600	\$0	\$0	\$0	\$0	\$0	\$0	\$0	\$400	\$0	\$0	\$0	\$2,000
SP1911-19A2	\$0	\$0	\$0	\$0	\$0	\$0	\$1,600	\$0	\$0	\$0	\$0	\$0	\$0	\$0	\$400	\$0	\$0	\$0	\$2,000
SP2002-20	\$0	\$0	\$0	\$0	\$0	\$0	\$1,600	\$0	\$0	\$0	\$0	\$0	\$0	\$0	\$400	\$0	\$0	\$0	\$2,000
SP2003-20A7	\$0	\$0	\$0	\$0	\$0	\$0	\$0	\$331,200	\$0	\$0	\$0	\$0	\$0	\$0	\$24,000	\$0	\$0	\$0	\$355,200
SP2006-20	\$0	\$0	\$0	\$0	\$0	\$0	\$0	\$0	\$0	\$0	\$0	\$0	\$0	\$0	\$2,000	\$0	\$8,000	\$0	\$10,000
SP2007-20A5	\$0	\$0	\$0	\$0	\$0	\$0	\$0	\$0	\$0	\$0	\$0	\$0	\$0	\$0	\$130,000	\$0	\$520,000	\$0	\$650,000
SP2008-20	\$0	\$0	\$0	\$0	\$0	\$0	\$11,200	\$0	\$0	\$0	\$0	\$0	\$0	\$0	\$2,800	\$0	\$0	\$0	\$14,000
SP2009-20	\$0	\$0	\$0	\$0	\$0	\$0	\$5,600	\$0	\$0	\$0	\$0	\$0	\$0	\$0	\$1,400	\$0	\$0	\$0	\$7,000
SP2011-20AM6	\$640,000	\$0	\$0	\$0	\$0	\$0	\$0	\$0	\$0	\$0	\$0	\$160,000	\$0	\$0	\$0	\$0	\$0	\$0	\$800,000
SP2012-20A7	\$2,392,000	\$0	\$0	\$0	\$0	\$0	\$0	\$0	\$0	\$0	\$0	\$598,000	\$0	\$0	\$0	\$0	\$0	\$0	\$2,990,000
SP2013-20	\$0	\$0	\$0	\$0	\$0	\$0	\$1,600	\$0	\$0	\$0	\$0	\$0	\$0	\$0	\$400	\$0	\$0	\$0	\$2,000
SP2014-20A7	\$1,288,000	\$0	\$0	\$0	\$0	\$0	\$0	\$0	\$0	\$0	\$0	\$322,000	\$0	\$0	\$0	\$0	\$0	\$0	\$1,610,000
SP2015-20A5	\$0	\$0	\$0	\$0	\$0	\$0	\$0	\$0	\$19,278,422	\$0	\$0	\$4,819,606	\$0	\$0	\$0	\$0	\$0	\$0	\$24,098,028
SP2016-20AM6	\$760,000	\$0	\$0	\$0	\$0	\$0	\$0	\$0	\$0	\$0	\$0	\$190,000	\$0	\$0	\$0	\$0	\$0	\$0	\$950,000
SP2102-20A5	\$0	\$0	\$0	\$0	\$0	\$0	\$0	\$0	\$0	\$0	\$0	\$0	\$0	\$0	\$1,600	\$0	\$6,400	\$0	\$8,000
SP2103-20A5	\$0	\$0	\$0	\$0	\$0	\$0	\$0	\$0	\$0	\$0	\$0	\$0	\$0	\$0	\$8,000	\$0	\$0	\$0	\$8,000
SP2107-20A7	\$240,000	\$0	\$0	\$0	\$0	\$0	\$0	\$0	\$0	\$0	\$0	\$0	\$0	\$0	\$0	\$0	\$0	\$0	\$240,000
SP2114-20A5	\$0	\$0	\$0	\$0	\$0	\$0	\$0	\$0	\$0	\$0	\$0	\$3,500,000	\$0	\$0	\$1,502,000	\$0	\$0	\$0	\$5,002,000
SUBTOTAL	\$27,180,234	\$3,340,800	\$1,382,400	\$3,851,100	\$440,000	\$0	\$33,747,930	\$1,532,000	\$19,278,422	\$25,500	\$0	\$19,048,056	\$0	\$0	\$12,367,454	\$135,500	\$3,303,700	\$0	\$125,633,096
2022																			
CC0901	\$0	\$0	\$0	\$0	\$0	\$0	\$0	\$8,000	\$0	\$0	\$0	\$0	\$0	\$0	\$2,000	\$0	\$0	\$0	\$10,000
CC1102	\$0	\$0	\$0	\$0	\$0	\$0	\$1,600	\$0	\$0	\$0	\$0	\$0	\$0	\$0	\$400	\$0	\$0	\$0	\$2,000
CC1802	\$0	\$0	\$0	\$0	\$0	\$0	\$3,104,800	\$0	\$0	\$0	\$0	\$0	\$0	\$0	\$776,200	\$0	\$0	\$0	\$3,881,000
CC1803-18	\$0	\$1,800	\$0	\$0	\$0	\$0	\$0	\$0	\$0	\$0	\$0	\$0	\$0	\$0	\$200	\$0	\$0	\$0	\$2,000
CC1901-19	\$0	\$0	\$0	\$0	\$0	\$0	\$0	\$0	\$0	\$0	\$0	\$0	\$0	\$0	\$400	\$0	\$1,600	\$0	\$2,000
CC1902-19	\$0	\$0	\$0	\$0	\$0	\$0	\$0	\$0	\$0	\$0	\$0	\$0	\$0	\$0	\$400	\$0	\$1,600	\$0	\$2,000
CC2101-20A5	\$0	\$238,500	\$0	\$0	\$0	\$0	\$0	\$0	\$0	\$0	\$0	\$0	\$0	\$0	\$26,500	\$0	\$0	\$0	\$265,000
CC2102-20A7	\$0	\$0	\$0	\$0	\$0	\$0	\$0	\$0	\$0	\$0	\$0	\$0	\$0	\$0	\$30,000	\$0	\$120,000	\$0	\$150,000
GR1707-17A6	\$0	\$0	\$0	\$0	\$0	\$0	\$0	\$0	\$0	\$0	\$0	\$1,000	\$0	\$0	\$0	\$0	\$0	\$0	\$1,000
GR1801-18	\$0	\$1,800	\$0	\$0	\$0	\$0	\$0	\$0	\$0	\$0	\$0	\$0	\$0	\$0	\$200	\$0	\$0	\$0	\$2,000
GR1902-20AM6	\$3,246,479	\$0																	

FINANCIAL SUMMARY

Roadways

YEARLY SUMMARY

PROJECT	Federal											Local			State				TOTAL
	FHWA (STBG-U)	FHWA (SAFETY)	FHWA (BRIDGE)	FHWA (UM)	FHWA (130)	FHWA (BRO)	FHWA (NHPP)	FHWA (STBG)	FHWA (BUILD)	FRA (CRISI)	FEMA	LOCAL	LOCAL-AC	OTHER	MoDOT	MoDOT-GCSA	MoDOT-AC	SEMA	
2022 Continued																			
SP1812-18	\$0	\$2,000	\$0	\$0	\$0	\$0	\$0	\$0	\$0	\$0	\$0	\$0	\$0	\$0	\$0	\$0	\$0	\$0	\$2,000
SP1815-20A5	\$999,803	\$0	\$0	\$0	\$0	\$0	\$723,397	\$0	\$0	\$0	\$0	\$249,951	\$0	\$0	\$180,849	\$0	\$0	\$0	\$2,154,000
SP1816-20A6	\$51,809	\$0	\$0	\$0	\$0	\$0	\$147,722	\$0	\$0	\$0	\$0	\$15,457	\$0	\$0	\$38,943	\$0	\$0	\$0	\$254,929
SP1817-20A6	\$0	\$0	\$0	\$0	\$0	\$0	\$253,855	\$0	\$0	\$0	\$0	\$0	\$0	\$0	\$63,464	\$0	\$0	\$0	\$317,319
SP1906-19	\$0	\$0	\$0	\$0	\$0	\$0	\$0	\$0	\$0	\$0	\$0	\$0	\$0	\$0	\$800	\$0	\$3,200	\$0	\$4,000
SP1908-19A2	\$0	\$0	\$0	\$0	\$0	\$0	\$2,782,400	\$0	\$0	\$0	\$0	\$0	\$0	\$0	\$695,600	\$0	\$0	\$0	\$3,478,000
SP1909-19A2	\$0	\$0	\$0	\$0	\$0	\$0	\$1,600	\$0	\$0	\$0	\$0	\$0	\$0	\$0	\$400	\$0	\$0	\$0	\$2,000
SP1910-19A2	\$0	\$0	\$0	\$0	\$0	\$0	\$1,600	\$0	\$0	\$0	\$0	\$0	\$0	\$0	\$400	\$0	\$0	\$0	\$2,000
SP1911-19A2	\$0	\$0	\$0	\$0	\$0	\$0	\$1,600	\$0	\$0	\$0	\$0	\$0	\$0	\$0	\$400	\$0	\$0	\$0	\$2,000
SP2002-20	\$0	\$0	\$0	\$0	\$0	\$0	\$1,600	\$0	\$0	\$0	\$0	\$0	\$0	\$0	\$400	\$0	\$0	\$0	\$2,000
SP2003-20A7	\$0	\$677,000	\$0	\$0	\$0	\$0	\$0	\$3,991,800	\$0	\$0	\$0	\$0	\$0	\$0	\$1,167,200	\$0	\$0	\$0	\$5,836,000
SP2006-20	\$0	\$0	\$0	\$0	\$0	\$0	\$0	\$0	\$0	\$0	\$0	\$0	\$0	\$0	\$297,800	\$0	\$1,191,200	\$0	\$1,489,000
SP2008-20	\$0	\$0	\$0	\$0	\$0	\$0	\$1,423,200	\$0	\$0	\$0	\$0	\$0	\$0	\$0	\$355,800	\$0	\$0	\$0	\$1,779,000
SP2009-20	\$0	\$0	\$0	\$0	\$0	\$0	\$780,000	\$0	\$0	\$0	\$0	\$0	\$0	\$0	\$195,000	\$0	\$0	\$0	\$975,000
SP2013-20	\$0	\$0	\$0	\$0	\$0	\$0	\$1,600	\$0	\$0	\$0	\$0	\$0	\$0	\$0	\$400	\$0	\$0	\$0	\$2,000
SP2102-20A5	\$0	\$0	\$0	\$0	\$0	\$0	\$0	\$0	\$0	\$0	\$0	\$0	\$0	\$0	\$55,952	\$0	\$221,050	\$0	\$276,992
SP2103-20A5	\$0	\$0	\$0	\$0	\$0	\$0	\$0	\$0	\$0	\$0	\$0	\$0	\$0	\$0	\$615,216	\$0	\$0	\$0	\$615,216
SP2104-20A7	\$1,360,000	\$0	\$0	\$0	\$0	\$0	\$0	\$0	\$0	\$0	\$0	\$340,000	\$0	\$0	\$0	\$0	\$0	\$0	\$1,700,000
SP2201-20	\$0	\$0	\$0	\$0	\$800,000	\$0	\$0	\$0	\$0	\$0	\$0	\$0	\$0	\$0	\$0	\$200,000	\$0	\$0	\$1,000,000
SP2202-20A5	\$1,232,000	\$0	\$0	\$0	\$0	\$0	\$0	\$0	\$0	\$0	\$0	\$308,000	\$0	\$0	\$0	\$0	\$0	\$0	\$1,540,000
SUBTOTAL	\$9,344,781	\$14,181,000	\$0	\$0	\$800,000	\$0	\$11,388,224	\$5,152,600	\$0	\$562,000	\$0	\$2,779,096	\$0	\$0	\$7,771,667	\$762,000	\$4,253,850	\$0	\$56,995,218
2023																			
CC0901	\$0	\$0	\$0	\$0	\$0	\$0	\$0	\$8,000	\$0	\$0	\$0	\$0	\$0	\$0	\$2,000	\$0	\$0	\$0	\$10,000
CC1102	\$0	\$0	\$0	\$0	\$0	\$0	\$1,600	\$0	\$0	\$0	\$0	\$0	\$0	\$0	\$400	\$0	\$0	\$0	\$2,000
CC1802	\$0	\$0	\$0	\$0	\$0	\$0	\$8,268,800	\$0	\$0	\$0	\$0	\$0	\$0	\$0	\$2,067,200	\$36,000	\$0	\$0	\$10,336,000
CC1901-19	\$0	\$0	\$0	\$0	\$0	\$0	\$0	\$0	\$0	\$0	\$0	\$0	\$0	\$0	\$400	\$0	\$1,600	\$0	\$2,000
CC1902-19	\$0	\$0	\$0	\$0	\$0	\$0	\$0	\$0	\$0	\$0	\$0	\$0	\$0	\$0	\$400	\$0	\$1,600	\$0	\$2,000
CC2102-20A7	\$0	\$0	\$0	\$0	\$0	\$0	\$0	\$0	\$0	\$0	\$0	\$0	\$0	\$0	\$30,000	\$0	\$120,000	\$0	\$150,000
GR1502	\$0	\$0	\$0	\$0	\$0	\$0	\$0	\$0	\$0	\$0	\$0	\$1,000,000	\$0	\$0	\$0	\$0	\$0	\$0	\$1,000,000
GR1707-17A6	\$0	\$0	\$0	\$0	\$0	\$0	\$0	\$0	\$0	\$0	\$0	\$1,000	\$0	\$0	\$0	\$0	\$0	\$0	\$1,000
GR1801-18	\$0	\$1,800	\$0	\$0	\$0	\$0	\$0	\$0	\$0	\$0	\$0	\$0	\$0	\$0	\$200	\$0	\$0	\$0	\$2,000
GR1902-20AM6	\$0	\$0	\$0	\$0	\$0	\$0	\$0	\$0	\$0	\$0	\$0	\$4,000,000	\$0	\$0	\$0	\$0	\$0	\$0	\$4,000,000
GR2003-20	\$0	\$0	\$0	\$0	\$0	\$0	\$16,000	\$0	\$0	\$0	\$0	\$0	\$0	\$0	\$4,000	\$0	\$0	\$0	\$20,000
GR2007-20	\$0	\$0	\$0	\$0	\$0	\$0	\$1,984,000	\$0	\$0	\$0	\$0	\$0	\$0	\$0	\$496,000	\$0	\$0	\$0	\$2,480,000
GR2010-20A1	\$0	\$9,000	\$0	\$0	\$0	\$0	\$0	\$0	\$0	\$0	\$0	\$0	\$0	\$0	\$1,000	\$0	\$0	\$0	\$10,000
MO1405	\$0	\$0	\$0	\$0	\$0	\$0	\$0	\$0	\$0	\$0	\$0	\$0	\$0	\$0	\$15,000	\$0	\$0	\$0	\$15,000
MO1719-18A5	\$0	\$0	\$0	\$0	\$0	\$0	\$40,000	\$0	\$0	\$0	\$0	\$0	\$0	\$0	\$10,000	\$0	\$0	\$0	\$50,000
MO1721-18A5	\$0	\$54,000	\$0	\$0	\$0	\$0	\$0	\$0	\$0	\$0	\$0	\$0	\$0	\$0	\$6,000	\$0	\$0	\$0	\$60,000
MO1722	\$0	\$0	\$0	\$0	\$0	\$0	\$40,000	\$0	\$0	\$0	\$0	\$0	\$0	\$0	\$10,000	\$0	\$0	\$0	\$50,000
MO1723	\$0	\$0	\$0	\$0	\$0	\$0	\$0	\$40,000	\$0	\$0	\$0	\$0	\$0	\$0	\$10,000	\$0	\$0	\$0	\$50,000
MO1904-20A6	\$0	\$0	\$0	\$0	\$0	\$0	\$0	\$0	\$0	\$0	\$0	\$0	\$0	\$0	\$0	\$0	\$0	\$0	\$0
MO1905-19	\$0	\$0	\$0	\$0	\$0	\$0	\$0	\$0	\$0	\$0	\$0	\$0	\$0	\$0	\$12,000	\$0	\$0	\$0	\$12,000
MX2301-20A5	\$344,000	\$0	\$0	\$0	\$0	\$0	\$0	\$0	\$0	\$0	\$0	\$86,000	\$0	\$0	\$0	\$0	\$0	\$0	\$430,000
NX1704	\$0	\$0	\$0	\$0	\$0	\$0	\$1,600	\$0	\$0	\$0	\$0	\$0	\$0	\$0	\$400	\$0	\$0	\$0	\$2,000
NX2301-20A5	\$206,064	\$0	\$0	\$0	\$0	\$0	\$0	\$0	\$0	\$0	\$0	\$51,516	\$0	\$0	\$0	\$0	\$0	\$0	\$257,580
OT1901-19A5	\$243,101	\$0	\$0	\$0	\$0	\$0	\$0	\$0	\$0	\$0	\$0	\$60,775	\$0	\$0	\$0	\$0	\$0	\$0	\$303,876
SP1405-18A1	\$0	\$0	\$0	\$0	\$0	\$0	\$1,600	\$0	\$0	\$0	\$0	\$0	\$0	\$0	\$400	\$0	\$0	\$0	\$2,000
SP1413-19	\$0	\$0	\$0	\$0	\$0	\$0	\$0	\$0	\$0	\$0	\$0	\$0	\$0	\$0	\$142,200	\$0	\$568,800	\$0	\$711,000
SP1802-18	\$0	\$0	\$0	\$0	\$0	\$0	\$1,600	\$0	\$0	\$0	\$0	\$0	\$0	\$0	\$400	\$0	\$0	\$0	\$2,000
SP1816-20A6	\$1,030,915	\$0	\$0	\$0	\$0	\$0	\$768,122	\$0	\$0	\$0	\$0	\$257,729	\$0	\$0	\$192,443	\$0	\$0	\$0	\$2,246,199
SP1817-20A6	\$1,146,113	\$0	\$0	\$0	\$0	\$0	\$858,403	\$0	\$0	\$0	\$0	\$286,529	\$0	\$0	\$214,601	\$0	\$0	\$0	\$2,505,646
SP1906-19	\$0	\$0	\$0	\$0	\$0	\$0	\$0	\$0	\$0	\$0	\$0	\$0	\$0	\$0	\$265,400	\$0	\$1,061,600	\$0	\$1,327,000
SP1909-19A2	\$0	\$0	\$0	\$0	\$0	\$0	\$1,600	\$0	\$0	\$0	\$0	\$0	\$0	\$0	\$400	\$0	\$0	\$0	\$2,000
SP1910-19A2	\$0	\$0	\$0	\$0	\$0	\$0	\$1,600	\$0	\$0	\$0	\$0	\$0	\$0	\$0	\$400	\$0	\$0	\$0	\$2,000
SP1911-19A2	\$0	\$0	\$0	\$0	\$0	\$0	\$1,600	\$0	\$0	\$0	\$0	\$0	\$0	\$0	\$400	\$0	\$0	\$0	\$2,000
SP2002-20	\$0	\$0	\$0	\$0	\$0	\$0	\$2,400	\$0	\$0	\$0	\$0	\$0	\$0	\$0	\$600	\$0	\$0	\$0	\$3,000
SP2013-20	\$0	\$0	\$0	\$0	\$0	\$0	\$1,600	\$0	\$0	\$0	\$0	\$0	\$0	\$0	\$400	\$0	\$0	\$0	\$2,000
SUBTOTAL	\$2,970,193	\$64,800	\$0	\$0	\$0	\$0	\$11,990,575	\$48,000	\$0	\$0	\$0	\$5,743,549	\$0	\$0	\$3,482,244	\$0	\$1,753,600	\$0	\$26,052,961
GRAND TOTAL	\$46,574,948	\$20,655,800	\$1,411,200	\$5,551,200	\$1,288,000	\$350,151	\$71,970,329	\$11,863,681	\$19,278,422	\$597,500	\$740,993	\$30,537,476	\$1,682,400	\$0	\$30,130,622	\$913,500	\$12,299,850	\$123,499	\$255,967,471

FINANCIAL CONSTRAINT

Roadways

	Federal Funding Source												Local Programmed Funds	MoDOT Programmed Funds	Other	State Operations and Maintenance	TOTAL
	STBG-U	Safety	Bridge	I/M	130	BRO	NHPP	STBG	BUILD	CRISI	FEMA	TOTAL Federal Funds					
2020 Funds Programmed	\$7,079,640	\$3,069,200	\$28,800	\$1,700,100	\$46,000	\$350,151	\$14,843,600	\$5,131,081	\$0	\$10,000	\$740,993	\$32,999,565	\$4,649,175	\$9,513,957	\$123,499	\$5,380,129	\$52,666,325
2021 Funds Programmed	\$27,180,234	\$3,340,800	\$1,382,400	\$3,851,100	\$440,000	\$0	\$33,747,930	\$1,532,000	\$19,278,422	\$25,500	\$0	\$90,778,386	\$19,048,056	\$15,806,654	\$0	\$5,476,971	\$131,110,067
2022 Funds Programmed	\$9,344,781	\$14,181,000	\$0	\$0	\$800,000	\$0	\$11,388,224	\$5,152,600	\$0	\$562,000	\$0	\$41,428,605	\$2,779,096	\$12,787,517	\$0	\$5,575,557	\$62,570,775
2023 Funds Programmed	\$2,970,193	\$64,800	\$0	\$0	\$0	\$0	\$11,990,575	\$48,000	\$0	\$0	\$0	\$15,073,568	\$5,743,549	\$5,235,844	\$0	\$5,675,917	\$31,728,878
Total	\$46,574,848	\$20,655,800	\$1,411,200	\$5,551,200	\$1,286,000	\$350,151	\$71,970,329	\$11,863,681	\$19,278,422	\$597,500	\$740,993	\$180,280,124	\$32,219,876	\$43,343,972	\$123,499	\$22,108,574	\$278,076,045

	Prior Year	FY 2020	FY 2021	FY 2022	FY 2023	TOTAL
Available State and Federal Funding	\$10,127,993	\$56,146,056	\$32,198,183	\$40,437,989	\$26,214,000	\$165,124,221
Federal Discretionary Funding	\$0	\$20,985,822	\$-	\$-	\$-	\$20,985,822
Available Operations and Maintenance Funding	\$0	\$5,380,129	\$5,476,971	\$5,575,557	\$5,675,917	\$22,108,574
Funds from Other Sources (inc. Local)	\$123,499	\$4,649,175	\$19,048,056	\$2,779,096	\$5,743,549	\$32,343,375
Available Suballocated Funding	\$27,323,332	\$5,960,134	\$1,277,095	\$6,963,501	\$7,102,771	\$48,626,832
TOTAL AVAILABLE FUNDING	\$37,574,824	\$93,121,316	\$58,000,305	\$55,756,143	\$44,736,237	\$289,188,824
Prior Year Funding	\$37,574,824	\$78,029,814	\$4,920,052	(\$1,894,580)	(\$31,728,878)	(\$278,076,045)
Programmed State and Federal Funding		(\$52,666,325)	(\$131,110,067)	(\$62,570,775)	(\$31,728,878)	(\$278,076,045)
TOTAL REMAINING	\$37,574,824	\$78,029,814	\$4,920,052	(\$1,894,580)	\$11,112,779	\$11,112,779

Additional Funds from Other Sources include one-time FEMA and SEMA grant funding for the Riverside Bridge Replacement.

Available State and Federal Funding shown here does not include Funding Available shown on Bike/Ped Financial Constraint Page.

See Table H.9 for details on Local Share Financial Capacity.

Advertising

City Utilities Transit receives over \$100,000 per year on their transit advertising contract. Advertisements are sold on buses, inside the fixed route buses, bus shelters with ad panels, and bus benches.

Utility Ratepayers

The City Utilities Customers for Electric, Gas, Water, and SpringNet provide the local match for public transportation in Springfield, Missouri. The net amount absorbed by the Utility customers varies from year to year based on the amount of budgeted expenditures for operations, maintenance, and capital expenditures.

Human Service Providers

FTA Section 5310 funding is competitively awarded on a regular basis to area Human Service Transportation providers. The 5310 awards are administered by MoDOT as set forth in an MOU and the Program Management Plan. The responsibility is on MoDOT to confirm financial capacity in administering these projects. As part of the application process and in executing vehicle purchase agreements with MoDOT, awardees are required to demonstrate financial capacity for both the match and the maintenance of any vehicle purchased. Sources for this funding depends upon the agency, but projects are not awarded to those agencies who cannot provide the requisite match.

PROJECTED REVENUES

In an effort to demonstrate that the local jurisdictions and agencies are able to fund the projects programmed in the TIP, in addition to maintaining the federal aid system, the following revenue estimates are included. OTO is not using any inflation in these revenue projections as the sources are fuel taxes, sales taxes, and property taxes, rather, the projections are adjusted each year with the revised TIP. The TIP financial element is consistent with the OTO Long Range Transportation Plan, *Transportation Plan 2040*.

STATE AND FEDERAL

Table H.1 Summary	2020	2021	2022	2023	Total
MoDOT State/Federal Funding	\$60,230,000	\$42,020,000	\$43,902,500	\$27,859,000	\$174,011,500
BUILD (2019 Springfield Award)	\$20,960,822	\$0	\$0	\$0	\$0

*Includes Engineering and Rail funding

Table H.2	STBG-Urban	TAP	5307	5310	5339
Carryover Balance through FY2019	\$27,323,331.75	\$853,353.32	\$0	\$555,612	\$2,585,441
Anticipated Allocation FY2020	\$6,693,099.69	\$421,887.06	\$10,350,859	\$283,845	\$389,993
Anticipated Allocation FY2021	\$6,826,961.68	\$430,324.80	\$2,772,013	\$289,521	\$396,792
Anticipated Allocation FY2022	\$6,963,500.92	\$438,931.30	\$2,827,453	\$295,312	\$403,728
Anticipated Allocation FY2023	\$7,102,770.93	\$447,709.92	\$2,884,003	\$301,218	\$411,803
Total Anticipated Allocation	\$27,586,333.22	\$1,738,853.08	\$18,834,328	\$1,169,896	\$1,602,316
Programmed through FY2023	(\$46,574,848.00)	(\$1,275,239.00)	(\$16,983,377)	(\$1,040,666)	(\$2,552,742)
Estimated Carryover Balance Through FY 2023	\$8,334,816.97	\$1,316,967.40	\$1,850,951	\$684,842	\$1,635,015

Table H.9 Local Share Financial Capacity	2020	2021	2022	2023
City of Battlefield				
Total Available Revenue	\$380,610.00	\$380,610.00	\$380,610.00	\$380,610.00
Carryover Balance from Prior Year	--	\$220,735.00	\$454,269.66	\$811,715.75
Estimated Operations and Maintenance Expenditures	(\$22,352.00)	(\$22,754.34)	(\$23,163.91)	(\$23,580.86)
Estimated TIP Project Expenditures	(\$137,523.00)	(\$124,321.00)	\$0.00	\$0.00
Amount Available for Local Projects	\$220,735.00	\$454,269.66	\$811,715.75	\$1,168,744.89
City of Nixa				
Total Available Revenue	\$2,137,719.00	\$2,137,719.00	\$2,137,719.00	\$2,137,719.00
Carryover Balance from Prior Year	--	\$1,784,977.64	\$3,078,919.94	\$4,538,765.36
Estimated Operations and Maintenance Expenditures	(\$202,241.36)	(\$205,881.70)	(\$209,587.58)	(\$213,360.15)
Estimated TIP Project Expenditures	(\$150,500.00)	(\$637,895.00)	(\$468,286.00)	(\$51,516.00)
Amount Available for Local Projects	\$1,784,977.64	\$3,078,919.94	\$4,538,765.36	\$6,411,608.21
City of Ozark				
Total Available Revenue	\$1,889,656.00	\$1,889,656.00	\$1,889,656.00	\$1,889,656.00
Carryover Balance from Prior Year	--	\$783,782.16	\$1,860,616.75	\$3,724,676.75
Estimated Operations and Maintenance Expenditures	(\$24,698.84)	(\$25,143.41)	(\$25,596.00)	(\$26,056.72)
Estimated TIP Project Expenditures	(\$1,081,175.00)	(\$787,678.00)	\$0.00	\$0.00
Amount Available for Local Projects	\$783,782.16	\$1,860,616.75	\$3,724,676.75	\$5,588,276.03
City of Republic				
Total Available Revenue	\$2,033,343.00	\$2,033,343.00	\$2,033,343.00	\$2,033,343.00
Carryover Balance from Prior Year	--	\$1,980,487.45	\$3,505,433.03	\$5,361,744.38
Estimated Operations and Maintenance Expenditures	(\$170,826.55)	(\$173,901.42)	(\$177,031.65)	(\$180,218.22)
Estimated TIP Project Expenditures	\$117,971.00	(\$334,496.00)	\$0.00	\$0.00
Amount Available for Local Projects	\$1,980,487.45	\$3,505,433.03	\$5,361,744.38	\$7,214,869.16
City of Springfield				
Total Available Revenue	\$25,582,262.00	\$25,582,262.00	\$25,582,262.00	\$25,582,262.00
Carryover Balance from Prior Year	--	\$20,320,114.28	\$29,682,798.08	\$49,072,177.86
Estimated Operations and Maintenance Expenditures	(\$2,575,693.72)	(\$2,622,056.20)	(\$2,669,253.22)	(\$2,717,299.77)
Estimated TIP Project Expenditures	(\$2,686,454.00)	(\$13,597,522.00)	(\$3,523,629.00)	(\$3,372,543.00)
Amount Available for Local Projects	\$20,320,114.28	\$29,682,798.08	\$49,072,177.86	\$68,564,597.09

Table H.9 Local Share Financial Capacity cont.	2020	2021	2022	2023
City of Strafford				
Total Available Revenue	\$115,568.00	\$115,568.00	\$115,568.00	\$115,568.00
Carryover Balance from Prior Year	--	\$63,598.00	\$175,398.39	\$287,130.96
Estimated Operations and Maintenance Expenditures	(\$3,701.00)	(\$3,767.61)	(\$3,835.43)	(\$3,904.47)
Estimated TIP Project Expenditures	(\$48,269.00)	\$0.00	\$0.00	\$0.00
Amount Available for Local Projects	\$63,598.00	\$175,398.39	\$287,130.96	\$398,794.49
City of Willard				
Total Available Revenue	\$484,421.00	\$484,421.00	\$484,421.00	\$484,421.00
Carryover Balance from Prior Year		\$381,887.44	\$804,746.36	\$1,226,497.15
Estimated Operations and Maintenance Expenditures	(\$60,473.56)	(\$61,562.08)	(\$62,670.20)	(\$63,798.27)
Estimated TIP Project Expenditures	(\$42,060.00)	\$0.00	\$0.00	\$0.00
Amount Available for Local Projects	\$381,887.44	\$804,746.36	\$1,226,497.15	\$1,647,119.89
Christian County				
Total Available Revenue	\$5,761,618.00	\$5,761,618.00	\$5,761,618.00	\$5,761,618.00
Carryover Balance from Prior Year	--	\$5,681,090.80	\$11,242,732.11	\$16,920,897.84
Estimated Operations and Maintenance Expenditures	(\$80,527.20)	(\$81,976.69)	(\$83,452.27)	(\$84,954.41)
Estimated TIP Project Expenditures	\$0.00	(\$118,000)	(\$0.00)	\$0.00
Amount Available for Local Projects	\$5,681,090.80	\$11,242,732.11	\$16,920,897.84	\$22,597,561.43
Greene County				
Total Available Revenue	\$24,496,117.00	\$24,496,117.00	\$24,496,117.00	\$24,496,117.00
Carryover Balance from Prior Year	\$1,062,967.00	\$24,058,846.81	\$40,100,274.35	\$62,704,285.28
Estimated Operations and Maintenance Expenditures	(\$615,237.19)	(\$626,311.46)	(\$637,585.07)	(\$649,061.60)
Estimated TIP Project Expenditures	(\$885,000.00)	(\$7,828,378.00)	(\$1,254,521.00)	(\$5,001,000.00)
Amount Available for Local Projects	\$24,058,846.81	\$40,100,274.35	\$62,704,285.28	\$81,550,340.68
City Utilities				
Total Available Revenue	\$8,161,500.00	\$8,850,500.00	\$9,695,500.00	\$10,299,500.00
Estimated Operations and Maintenance Expenditures	(\$5,845,252.00)	(\$5,954,660.00)	(\$6,081,612.00)	(\$6,081,756.00)
Available for TIP Project Expenditures	\$2,316,248.00	\$2,895,840.00	\$3,613,888.00	\$4,217,744.00
Carryover from Prior Year	--	\$1,924,328.00	\$4,814,086.00	\$8,069,825.00
Estimated TIP Project Expenditures	(\$391,920.00)	(\$6,082.00)	(\$358,149.00)	\$0.00
Amount Available for Local Projects	\$1,924,328.00	\$4,814,086.00	\$8,069,825.00	\$12,287,569.00