

EN2423-26A3 - FASSNIGHT GREENWAY-GLENSTONE TO ENTERPRISE

Plan Revision
26A3

Section
Sponsored by Local Public
Agencies

Project Type
Bicycle and Pedestrian

Lead Agency
City of Springfield

County
Greene County

Municipality
Springfield

Status
In Progress

Total Cost
\$3,759,000

MoDoT ID
-

Federal ID
5901837

Project From
Glenstone Avenue

Project To
Enterprise Avenue

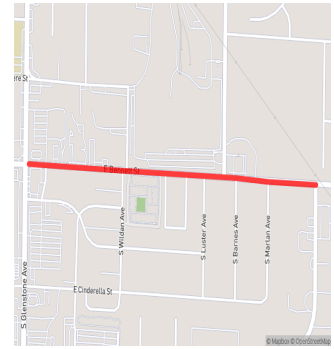
Project Considerations
Bike/Ped Plan, Regional Trail
Plan Priority

Project Description
Right-of-way acquisition for the continuation of the Fassnight Creek Greenway from Glenstone to Enterprise near Bennett.

Funding Source Notes
Non-Federal Funding Source: City of Springfield

PHASE	FUND SOURCE	PRIOR	FY2026	FY2027	FY2028	FY2029	FUTURE	TOTAL
Engineering	CRP (FHWA)	\$355,200	\$0	\$0	\$0	\$0	\$0	\$355,200
Engineering	Local	\$88,800	\$0	\$0	\$0	\$0	\$0	\$88,800
Total Engineering		\$444,000	\$0	\$0	\$0	\$0	\$0	\$444,000
ROW	Local	\$0	\$663,000	\$0	\$0	\$0	\$0	\$663,000
ROW	STBG-U (FHWA)	\$0	\$2,652,000	\$0	\$0	\$0	\$0	\$2,652,000
Total ROW		\$0	\$3,315,000	\$0	\$0	\$0	\$0	\$3,315,000
Total Prior Costs		\$444,000	\$0	\$0	\$0	\$0	\$0	\$444,000
Total Programmed		\$444,000	\$3,315,000	\$0	\$0	\$0	\$0	\$3,759,000

CURRENT CHANGE REASON	Schedule / Funding / Scope- Update Changes in a project's total programmed amount greater than 25% (or any amount greater than \$2,000,000), Adding funding for right-of-way acquisition. due to Right-of-way acquisition for the continuation of the Fassnight Creek Greenway from Glenstone to Enterprise along Bennett Street.
PROJECT CHANGES	<p>Description changed from "Engineering and design of the continuation of the Fassnight Creek Greenway from Glenstone to Enterprise near Bennett." to "Right-of-way acquisition for the continuation of the Fassnight Creek Greenway from Glenstone to Enterprise near Bennett."</p> <p>ID changed from "EN2423-24A4" to "EN2423-26A3"</p> <p>Plan Revision Name changed from "26Adopted" to "26A3"</p>
FUNDING CHANGES	<p>Local</p> <p>+ Increase funds in FY 2026 in ROW from \$0 to \$663,000</p> <p>STBG-U (FHWA)</p> <p>+ Increase funds in FY 2026 in ROW from \$0 to \$2,652,000</p>
FEDERAL PROJECT COST	Increased from \$355,200 to \$3,007,200 (746.62%)
TOTAL PROJECT COST	Increased from \$444,000 to \$3,759,000 (746.62%)



EN2612-23A3 - AREA WIDE SCHOOL FLASHER PROGRAM

Plan Revision
26A3

Section
Sponsored by OTO

Project Type
Bicycle and Pedestrian

Lead Agency
Ozarks Transportation
Organization

County
Area Wide

Municipality
Area Wide

Status
Programmed

Total Cost
\$312,500

MoDoT ID
-

Federal ID
-

Project From
-

Project To
-

Project Considerations
Advance Construction, Bike/Ped
Plan

Project Description
Purchase of school flasher equipment for use in the OTO area.

Funding Source Notes
Non-Federal Funding Source: OTO Members - to be determined upon award; FYI: Federal Funding Category upon Anticipated Advanced Construction (AC) Conversion - TAP

PHASE	FUND SOURCE	PRIOR	FY2026	FY2027	FY2028	FY2029	FUTURE	TOTAL
Capital	Local	\$0	\$62,500	\$0	\$0	\$0	\$0	\$62,500
Capital	Local-AC	\$0	\$250,000	\$0	\$0	\$0	\$0	\$250,000
Total Capital		\$0	\$312,500	\$0	\$0	\$0	\$0	\$312,500
Total Programmed		\$0	\$312,500	\$0	\$0	\$0	\$0	\$312,500

CURRENT CHANGE REASON

New Project

FEDERAL PROJECT COST

Stays the same \$0

TOTAL PROJECT COST

Stays the same \$312,500

MO2521-26A3 - I-44 SAFETY PROJECT

Plan Revision 26A3	Section Sponsored by MoDOT	Project Type System Improvement	Lead Agency MoDOT
County Greene County	Municipality Springfield, Strafford	Status Programmed	Total Cost \$470,933,000
MoDOT ID ST0089	Federal ID -	Project From Joplin	Project To Conway

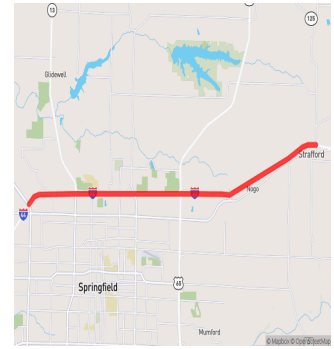
Project Considerations
-

Project Description
Safety, capacity and pavement improvements at various locations from Fidelity to Conway.

Funding Source Notes
Non-Federal Funding Source: SFY 2025 Special General Revenue Funds; local funds from City of Joplin (totaling \$3,910,000) and City of Springfield (totaling \$101,992).

PHASE	FUND SOURCE	PRIOR	FY2026	FY2027	FY2028	FY2029	FUTURE	TOTAL
Engineering	Local	\$0	\$7,555	\$0	\$0	\$0	\$0	\$7,555
Engineering	MoDOT	\$631,000	\$16,331,225	\$0	\$0	\$0	\$0	\$16,962,225
Engineering	STBG-U (FHWA)	\$0	\$30,220	\$0	\$0	\$0	\$0	\$30,220
Total Engineering		\$631,000	\$16,369,000	\$0	\$0	\$0	\$0	\$17,000,000
ROW	NHPP (FHWA)	\$0	\$18,000	\$0	\$0	\$0	\$0	\$18,000
Total ROW		\$0	\$18,000	\$0	\$0	\$0	\$0	\$18,000
Construction	Local	\$0	\$94,437	\$0	\$0	\$0	\$0	\$94,437
Construction	MoDOT	\$0	\$352,498,115	\$0	\$0	\$0	\$0	\$352,498,115
Construction	NHPP (FHWA)	\$0	\$94,112,800	\$0	\$0	\$0	\$0	\$94,112,800
Construction	SAFETY (FHWA)	\$0	\$6,831,900	\$0	\$0	\$0	\$0	\$6,831,900
Construction	STBG-U (FHWA)	\$0	\$377,748	\$0	\$0	\$0	\$0	\$377,748
Total Construction		\$0	\$453,915,000	\$0	\$0	\$0	\$0	\$453,915,000
Total Prior Costs		\$631,000	\$0	\$0	\$0	\$0	\$0	\$631,000
Total Programmed		\$631,000	\$470,302,000	\$0	\$0	\$0	\$0	\$470,933,000

CURRENT CHANGE REASON	Schedule / Funding / Scope- Update Changes in a project's total programmed amount greater than 25% (or any amount greater than \$2,000,000) - Substantial changes to the scope of a project (e.g. changing the number of through traffic lanes, changing the type of project such as from rehabilitation to system expansion)
PROJECT CHANGES	<p>Description changed from "Safety, capacity and pavement at various locations from Joplin to Conway." to "Safety, capacity and pavement improvements at various locations from Fidelity to Conway."</p> <p>ID changed from "MO2521-26A2" to "MO2521-26A3"</p> <p>Plan Revision Name changed from "26A2" to "26A3"</p>
FUNDING CHANGES	<p>MoDOT</p> <ul style="list-style-type: none"> - Decrease funds in FY 2026 in ENG from \$35,570,000 to \$16,331,225 - Decrease funds in FY 2026 in ROW from \$4,600 to \$0 - Decrease funds in FY 2026 in CON from \$371,004,300 to \$352,498,115 <p>NHPP (FHWA)</p> <ul style="list-style-type: none"> - Decrease funds in FY 2026 in ROW from \$18,400 to \$18,000 <p>Local</p> <ul style="list-style-type: none"> - Decrease funds in FY 2026 in ENG from \$410,000 to \$7,555 - Decrease funds in FY 2026 in CON from \$3,500,000 to \$94,437 - Decrease funds in FY 2026 in ENG from \$7,555 to \$0 - Decrease funds in FY 2026 in CON from \$94,437 to \$0
FEDERAL PROJECT COST	Decreased from \$101,371,068 to \$101,370,668 (0.00%)
TOTAL PROJECT COST	Decreased from \$512,592,960 to \$470,933,000 (-8.13%)



SP2402-26A3 - MAIN AVENUE BRIDGE OVER JORDAN CREEK

Plan Revision
26A3

Section
Sponsored by Local Public Agencies

Project Type
Asset Management - Bridge

Lead Agency
City of Springfield

County
Greene County

Municipality
Springfield

Status
Programmed

Total Cost
\$4,440,000

MoDoT ID
-

Federal ID
5900853

Project From
-

Project To
-

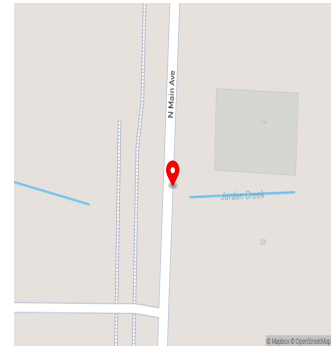
Project Considerations
Bike/Ped Plan, Regional Trail
Plan Priority

Project Description
Replacement of the Main Avenue Bridge over Jordan Creek

Funding Source Notes
Non-Federal Funding Source: City of Springfield

PHASE	FUND SOURCE	PRIOR	FY2026	FY2027	FY2028	FY2029	FUTURE	TOTAL
ROW	Local	\$0	\$88,000	\$0	\$0	\$0	\$0	\$88,000
ROW	STBG-U (FHWA)	\$0	\$352,000	\$0	\$0	\$0	\$0	\$352,000
Total ROW		\$0	\$440,000	\$0	\$0	\$0	\$0	\$440,000
Construction	Local	\$0	\$0	\$800,000	\$0	\$0	\$0	\$800,000
Construction	STBG-U (FHWA)	\$0	\$0	\$3,200,000	\$0	\$0	\$0	\$3,200,000
Total Construction		\$0	\$0	\$4,000,000	\$0	\$0	\$0	\$4,000,000
Total Programmed		\$0	\$440,000	\$4,000,000	\$0	\$0	\$0	\$4,440,000

CURRENT CHANGE REASON	Schedule / Funding / Scope- Update Changes in a project's total programmed amount greater than 25% (or any amount greater than \$2,000,000), Revising ROW and CON estimates; changing CON year from 2026 to 2027 due to Revising right-of-way and construction estimates and changing construction year from 2026 to 2027.
PROJECT CHANGES	ID changed from "SP2402-24" to "SP2402-26A3" Plan Revision Name changed from "26Adopted" to "26A3"
FUNDING CHANGES	Local <ul style="list-style-type: none"> - Decrease funds in FY 2026 in ROW from \$500,000 to \$88,000 - Decrease funds in FY 2027 in CON from \$1,000,000 to \$800,000 STBG-U (FHWA) <ul style="list-style-type: none"> - Decrease funds in FY 2026 in ROW from \$2,000,000 to \$352,000 - Decrease funds in FY 2027 in CON from \$4,000,000 to \$3,200,000
FEDERAL PROJECT COST	Decreased from \$6,000,000 to \$3,552,000 (-40.80%)
TOTAL PROJECT COST	Decreased from \$7,500,000 to \$4,440,000 (-40.80%)



SP2612-26A3 - FREMONT AVENUE - ERIE TO INDEPENDENCE

Plan Revision
26A3

Section
Sponsored by Local Public
Agencies

Project Type
System Improvement

Lead Agency
City of Springfield

County
Greene County

Municipality
Springfield

Status
Programmed

Total Cost
\$1,100,000

MoDoT ID
-

Federal ID

Project From
Erie Street

Project To Independence Street

Project Considerations

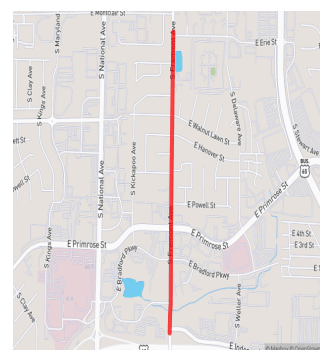
Project Description

Street widening with multi-use path and storm-water improvements on S Fremont Avenue from E Erie Street to E Independence Street.

Funding Source Notes

PHASE	FUND SOURCE	PRIOR	FY2026	FY2027	FY2028	FY2029	FUTURE	TOTAL
ROW	Local	\$0	\$220,000	\$0	\$0	\$0	\$0	\$220,000
ROW	STBG-U (FHWA)	\$0	\$880,000	\$0	\$0	\$0	\$0	\$880,000
Total ROW		\$0	\$1,100,000	\$0	\$0	\$0	\$0	\$1,100,000
Total Programmed		\$0	\$1,100,000	\$0	\$0	\$0	\$0	\$1,100,000

CURRENT CHANGE REASON	New Project
FEDERAL PROJECT COST	Stays the same \$880,000
TOTAL PROJECT COST	Stays the same \$1,100,000



SP2613-26A3 - 2026 SPRINGFIELD ADA IMPROVEMENTS - VARIOUS ROUTES

Plan Revision
26A3

Section
Sponsored by Local Public
Agencies

Project Type
Asset Management - Other

Lead Agency
City of Springfield

County
Greene County

Municipality
Springfield

Status
Programmed

Total Cost
\$929,700

MoDoT ID
-

Federal ID
-

Project From
-

Project To
-

Project Considerations

-

Project Description

Sidewalk and ramp improvements on various arterial and collector streets on the federal-aid system in Springfield.

Funding Source Notes

Non-Federal Funding Source: City of Springfield

PHASE	FUND SOURCE	PRIOR	FY2026	FY2027	FY2028	FY2029	FUTURE	TOTAL
Construction	Local	\$0	\$185,940	\$0	\$0	\$0	\$0	\$185,940
Construction	STBG-U (FHWA)	\$0	\$743,760	\$0	\$0	\$0	\$0	\$743,760
Total Construction		\$0	\$929,700	\$0	\$0	\$0	\$0	\$929,700
Total Programmed		\$0	\$929,700	\$0	\$0	\$0	\$0	\$929,700

CURRENT CHANGE REASON	New Project
FEDERAL PROJECT COST	Stays the same \$743,760
TOTAL PROJECT COST	Stays the same \$929,700

SP2614-26A3 - SPRINGFIELD SCHOOL FLASHER SIGNAL REPLACEMENT - VARIOUS LOCATIONS

Plan Revision
26A3

Section
Sponsored by Local Public
Agencies

Project Type
Asset Management - Other

Lead Agency
City of Springfield

County
Greene County

Municipality
Springfield

Status
Programmed

Total Cost
\$682,010

MoDoT ID
-

Federal ID
-

Project From
-

Project To
-

Project Considerations

-

Project Description

Replacement of school flasher signals including battery backup at various locations in Springfield.

Funding Source Notes

Non-Federal Funding Source: City of Springfield

PHASE	FUND SOURCE	PRIOR	FY2026	FY2027	FY2028	FY2029	FUTURE	TOTAL
Construction	Local	\$0	\$136,402	\$0	\$0	\$0	\$0	\$136,402
Construction	STBG-U (FHWA)	\$0	\$545,608	\$0	\$0	\$0	\$0	\$545,608
Total Construction		\$0	\$682,010	\$0	\$0	\$0	\$0	\$682,010
Total Programmed		\$0	\$682,010	\$0	\$0	\$0	\$0	\$682,010

CURRENT CHANGE REASON

New Project

FEDERAL PROJECT COST

Stays the same \$545,608

TOTAL PROJECT COST

Stays the same \$682,010

FINANCIAL CONSTRAINT

FHWA Sponsored Projects

Fund Type	Programmed (2026)	Programmed (2027)	Programmed (2028)	Programmed (2029)
FEDERAL				
BRO (FHWA)	\$36,000	\$36,000	\$36,000	\$36,000
CRP (FHWA)	\$1,563,899	\$0	\$0	\$0
I/M (FHWA)	\$135,000	\$0	\$0	\$0
NHPP (FHWA)	\$103,823,600	\$11,539,200	\$28,474,400	\$35,855,200
RAISE	\$24,822,313	\$0	\$0	\$0
SAFETY (FHWA)	\$10,807,900	\$370,800	\$262,800	\$81,000
SCRIP (FHWA)	\$68,000	\$0	\$0	\$0
SS4A (FHWA)	\$1,152,000	\$0	\$0	\$0
STBG (FHWA)	\$23,256,000	\$40,000	\$1,600	\$1,600
STBG-U (FHWA)	\$16,212,840	\$7,254,669	\$4,034,881	\$846,266
TAP (FHWA)	\$2,168,164	\$134,836	\$0	\$0
Federal Subtotal	\$184,045,716	\$19,375,505	\$32,809,681	\$36,820,066
STATE				
MoDOT	\$381,123,206	\$8,671,000	\$9,217,800	\$9,385,800
MoDOT-AC	\$13,753,203	\$21,718,000	\$7,078,400	\$442,400
MoDOT O&M	\$6,593,919	\$6,745,579	\$6,900,728	\$7,059,444
State Subtotal	\$401,470,328	\$37,134,579	\$23,196,928	\$16,887,644
LOCAL/OTHER				
Local	\$7,528,541	\$4,196,523	\$1,149,004	\$220,567
Local-AC	\$4,744,721	\$0	\$0	\$0
Other	\$100,000	\$0	\$0	\$0
Local/Other Subtotal	\$12,373,262	\$4,196,523	\$1,149,004	\$220,567
Total	\$597,889,306	\$60,706,607	\$57,155,613	\$53,928,277

	Prior Year	FY 2026	FY 2027	FY 2028	FY 2029	TOTAL
Available State and Federal Funding	\$23,867,000	\$568,302,000	\$36,997,000	\$45,133,000	\$45,862,000	\$720,161,000
Federal Discretionary Funding	\$25,974,313	\$0	\$0	\$0	\$0	\$25,974,313
Available Operations and Maintenance Funding	\$0	\$6,593,919	\$6,745,579	\$6,900,728	\$7,059,444	\$27,299,671
Funds from Other Sources (inc. Local)	\$0	\$12,373,262	\$4,196,523	\$1,149,004	\$220,567	\$17,939,356
Available Suballocated Funding	\$8,941,340	\$11,022,645	\$11,124,296	\$2,847,873	\$11,573,718	\$45,509,872
TOTAL AVAILABLE FUNDING	\$58,782,653	\$598,291,826	\$59,063,398	\$56,030,605	\$64,715,729	\$836,884,212
Carryover		\$58,782,653	\$59,185,173	\$57,541,964	\$56,416,956	--
Programmed State and Federal Funding		(\$597,889,306)	(\$60,706,607)	(\$57,155,613)	(\$53,928,277)	(\$769,679,804)
TOTAL REMAINING	\$58,782,653	\$59,185,173	\$57,541,964	\$56,416,956	\$67,204,408	\$67,204,408