

Project Overview

7 Projects Listed

OK2302-23A3 - CHADWICK FLYER SPUR TO OHS

Plan Revision	Section	Project Type	Lead Agency
23A3	Sponsored by Local Public Agencies	Bicycle and Pedestrian	City of Ozark
County	Municipality	Status	Total Cost
Christian County	Ozark	Programmed	\$155,250
MoDoT ID	Federal ID	Project From	Project To
-	-	-	-

Project Considerations

Bike/Ped Plan, Regional Trail

Plan Priority

Project Description

Construction of 10-foot wide trail connecting the Chadwick Flyer and the Ozark High School.

Funding Source Notes

Non-Federal Funding Source: City of Ozark

PHASE	FUND SOURCE	PRIOR	FY2023	FY2024	FY2025	FY2026	FUTURE	TOTAL
Engineering	Local	-	\$4,050	-	-	-	-	\$4,050
Engineering	TAP (FHWA)	-	\$16,200	-	-	-	-	\$16,200
Total Engineering		-	\$20,250	-	-	-	-	\$20,250
Construction	Local	-	\$27,000	-	-	-	-	\$27,000
Construction	TAP (FHWA)	-	\$108,000	-	-	-	-	\$108,000
Total Construction		-	\$135,000	-	-	-	-	\$135,000
Total Programmed		-	\$155,250	-	-	-	-	\$155,250

CURRENT CHANGE REASON	New Project
FEDERAL PROJECT COST	Stays the same \$124,200
TOTAL PROJECT COST	Stays the same \$155,250



## OK2303-23A3 - GARRISON SPRINGS TRAIL

Plan Revision	Section	Project Type	Lead Agency
23A3	Sponsored by Local Public Agencies	Bicycle and Pedestrian	City of Ozark

County	Municipality	Status	Total Cost
Christian County	Ozark	Programmed	\$550,000

MoDoT ID	Federal ID	Project From	Project To
-	-	-	-

### Project Considerations

Environmental Justice Area,  
Bike/Ped Plan

### Project Description

Construction of a 10-foot trail following Garrison Springs from 3rd Street to the community forest.

### Funding Source Notes

Non-Federal Funding Source: City of Ozark

PHASE	FUND SOURCE	PRIOR	FY2023	FY2024	FY2025	FY2026	FUTURE	TOTAL
Construction	CRP (FHWA)	-	\$440,000	-	-	-	-	\$440,000
Construction	Local	-	\$110,000	-	-	-	-	\$110,000
Total Construction		-	\$550,000	-	-	-	-	\$550,000
Total Programmed		-	\$550,000	-	-	-	-	\$550,000

### CURRENT CHANGE REASON

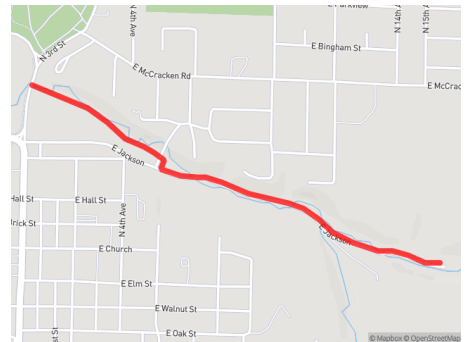
New Project

### FEDERAL PROJECT COST

Stays the same \$440,000

### TOTAL PROJECT COST

Stays the same \$550,000



OK2304-23A3 - CHADWICK FLYER US 65 CROSSING

Plan Revision

23A3

Section

Sponsored by Local Public Agencies

Project Type

Bicycle and Pedestrian

Lead Agency

City of Ozark

County

Christian County

Municipality

Ozark

Status

No Status Available

Total Cost

\$3,750,000

MoDoT ID

-

Federal ID

9901849

Project From

-

Project To

-

Project Considerations

Environmental Justice Area,  
Bike/Ped Plan, Regional Trail  
Plan Priority

Project Description

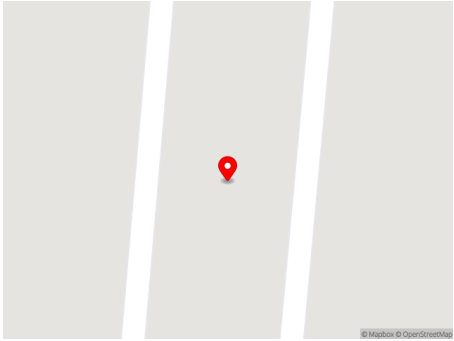
Crossing US 65 with the Chadwick Flyer Trail in Ozark

Funding Source Notes

Non-Federal Funding Source: Christian County (\$75,000) and City of Ozark (\$375,000); FYI: \$300,000 Christian County STBG-U

PHASE	FUND SOURCE	PRIOR	FY2023	FY2024	FY2025	FY2026	FUTURE	TOTAL
Engineering	Local	-	\$55,570	-	-	-	-	\$55,570
Engineering	TAP (FHWA)	-	\$222,258	-	-	-	-	\$222,258
Engineering	MO-ARPA	-	\$277,816	-	-	-	-	\$277,816
Total Engineering		-	\$555,644	-	-	-	-	\$555,644
ROW	Local	-	\$280,000	-	-	-	-	\$280,000
Total ROW		-	\$280,000	-	-	-	-	\$280,000
Construction	Local	-	\$114,430	-	-	-	-	\$114,430
Construction	TAP (FHWA)	-	\$1,277,742	-	-	-	-	\$1,277,742
Construction	STBG-U (FHWA)	-	\$300,000	-	-	-	-	\$300,000
Construction	MO-ARPA	-	\$1,222,184	-	-	-	-	\$1,222,184
Total Construction		-	\$2,914,356	-	-	-	-	\$2,914,356
Total Programmed		-	\$3,750,000	-	-	-	-	\$3,750,000

CURRENT CHANGE REASON	New Project
FEDERAL PROJECT COST	Increased from \$0 to \$1,800,000 (0%)
TOTAL PROJECT COST	Increased from \$0 to \$3,750,000 (0%)



SP2313-23A3 - LECOMPTE/EASTGATE TRAIL

Plan Revision	Section	Project Type	Lead Agency
23A3	Sponsored by Local Public Agencies	Bicycle and Pedestrian	City of Springfield
County	Municipality	Status	Total Cost
Greene County	Springfield	Programmed	\$478,950
MoDoT ID	Federal ID	Project From	Project To
-	9901850	-	-

Project Considerations

Environmental Justice Area,  
Bike/Ped Plan, Regional Trail  
Plan Priority

Project Description

Construction of Trail along LeCompte/Eastgate from Division north to BNSF RR.

Funding Source Notes

Non-Federal Funding Source: City of Springfield

PHASE	FUND SOURCE	PRIOR	FY2023	FY2024	FY2025	FY2026	FUTURE	TOTAL
Construction	TAP (FHWA)	-	\$383,160	-	-	-	-	\$383,160
Construction	Local	-	\$95,790	-	-	-	-	\$95,790
Total Construction		-	\$478,950	-	-	-	-	\$478,950
Total Programmed		-	\$478,950	-	-	-	-	\$478,950

CURRENT CHANGE REASON	New Project
FEDERAL PROJECT COST	Stays the same \$383,160
TOTAL PROJECT COST	Stays the same \$478,950



## SP2314-23A3 - GRAND STREET TRAIL

Plan Revision	Section	Project Type	Lead Agency
23A3	Sponsored by Local Public Agencies	Bicycle and Pedestrian	City of Springfield
County	Municipality	Status	Total Cost
Greene County	Springfield	Programmed	\$550,000
MoDoT ID	Federal ID	Project From	Project To
-	-	-	-

## Project Considerations

## Environmental Justice Area, Bike/Ped Plan

## Project Description

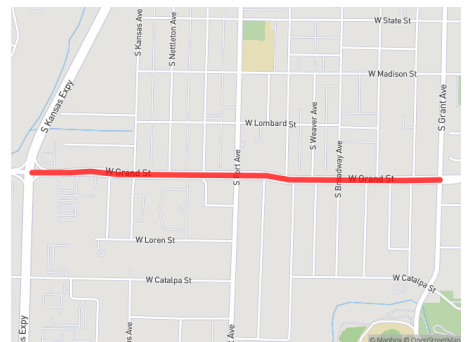
Construction of 10-foot wide trail along Grand Street between Kansas Expressway and Grant.

### Funding Source Notes

Non-Federal Funding Source: City of Springfield

PHASE	FUND SOURCE	PRIOR	FY2023	FY2024	FY2025	FY2026	FUTURE	TOTAL
Engineering	CRP (FHWA)	-	\$46,000	-	-	-	-	\$46,000
Engineering	Local	-	\$11,500	-	-	-	-	\$11,500
Total Engineering		-	\$57,500	-	-	-	-	\$57,500
Construction	CRP (FHWA)	-	\$394,000	-	-	-	-	\$394,000
Construction	Local	-	\$98,500	-	-	-	-	\$98,500
Total Construction		-	\$492,500	-	-	-	-	\$492,500
Total Programmed		-	\$550,000	-	-	-	-	\$550,000

CURRENT CHANGE REASON	New Project
FEDERAL PROJECT COST	Stays the same \$440,000
TOTAL PROJECT COST	Stays the same \$550,000



OK2102-21A3 - ROUTE CC CAPITAL IMPROVEMENTS

Plan Revision	Section	Project Type	Lead Agency
23A3	Cost Shares	System Improvement	MoDOT
County	Municipality	Status	Total Cost
Christian County	Ozark	Programmed	\$5,581,122
MoDoT ID	Federal ID	Project From	Project To
J8S0736D	-	Fremont Road	22nd Street

Project Considerations

Bike/Ped Plan, Advance Construction

Project Description

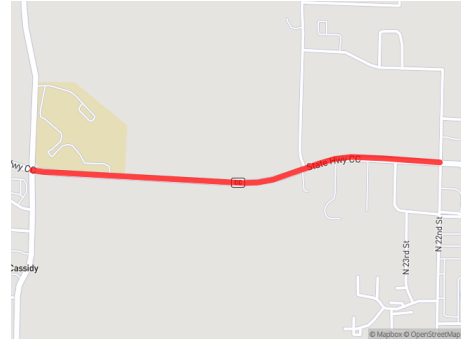
Capital improvements on Route CC from Fremont Road to 22nd Street in Ozark.

Funding Source Notes

Non-Federal Funding Source: State Transportation Revenues; FYI: Federal Funding Category upon Anticipated Advanced Construction (AC) Conversion - STBG

PHASE	FUND SOURCE	PRIOR	FY2023	FY2024	FY2025	FY2026	FUTURE	TOTAL
Engineering	MoDOT-AC	\$80,000	\$8,000	\$16,000	\$387,238	-	-	\$491,238
Engineering	MoDOT	\$20,000	\$2,000	\$4,000	\$96,809	-	-	\$122,809
Total Engineering		\$100,000	\$10,000	\$20,000	\$484,047	-	-	\$614,047
Construction	Local	-	-	-	\$532,099	-	-	\$532,099
Construction	MoDOT-AC	-	-	-	\$1,854,744	-	-	\$1,854,744
Construction	STBG-U (FHWA)	-	-	-	\$2,128,397	-	-	\$2,128,397
Construction	MoDOT	-	-	-	\$451,835	-	-	\$451,835
Total Construction		-	-	-	\$4,967,075	-	-	\$4,967,075
Total Programmed		\$100,000	\$10,000	\$20,000	\$5,451,122	-	-	\$5,581,122

<b>CURRENT CHANGE REASON</b>	Schedule / Funding / Scope- Update Changes in a project's total programmed amount greater than 25% (or any amount greater than \$2,000,000)
<b>PROJECT CHANGES</b>	<p>Description changed from "Scoping for capital improvements on Route CC from Fremont Road to 22nd Street in Ozark." to "Capital improvements on Route CC from Fremont Road to 22nd Street in Ozark."</p> <p>ID changed from "OK2102-20A9" to "OK2102-21A3"</p> <p>Plan Revision Name changed from "23Adopted" to "23A3"</p> <p>Project Type changed from "Scoping" to "System Improvement"</p> <p>Section changed from "Sponsored by MoDOT" to "Cost Shares"</p>
<b>FUNDING CHANGES</b>	<p><b>MoDOT</b></p> <ul style="list-style-type: none"> <li>- Decrease funds in FY 2035 in CON from \$3,192,000 to \$0</li> <li>- Decrease funds in FY 2026 in ENG from \$10,000 to \$0</li> <li>- Decrease funds in FY 2023 in ENG from \$10,000 to \$2,000</li> <li>- Decrease funds in FY 2024 in ENG from \$10,000 to \$4,000</li> <li>+ Increase funds in FY 2025 in ENG from \$10,000 to \$96,809</li> <li>+ Increase funds in FY 2025 in CON from \$0 to \$451,835</li> </ul> <p><b>MoDOT-AC</b></p> <ul style="list-style-type: none"> <li>- Decrease funds in FY 2026 in ENG from \$40,000 to \$0</li> <li>- Decrease funds in FY 2023 in ENG from \$40,000 to \$8,000</li> <li>- Decrease funds in FY 2024 in ENG from \$40,000 to \$16,000</li> <li>+ Increase funds in FY 2025 in ENG from \$40,000 to \$387,238</li> <li>+ Increase funds in FY 2025 in CON from \$0 to \$1,854,744</li> </ul> <p><b>STBG-U (FHWA)</b></p> <ul style="list-style-type: none"> <li>+ Increase funds in FY 2025 in CON from \$0 to \$2,128,397</li> </ul> <p><b>Local</b></p> <ul style="list-style-type: none"> <li>+ Increase funds in FY 2025 in CON from \$0 to \$532,099</li> </ul>
<b>FEDERAL PROJECT COST</b>	Increased from \$0 to \$2,128,397 (0%)
<b>TOTAL PROJECT COST</b>	Increased from \$3,492,000 to \$5,581,122 (59.83%)



## OK2301-23A3 - PROJECT DEVELOPMENT FOR ROUTE CC CAPITAL IMPROVEMENTS

Plan Revision

23A3

Section

Cost Shares

Project Type

System Improvement

Lead Agency

MoDOT

County

Christian County

Municipality

Ozark

Status

Programmed

Total Cost

\$1,671,536

MoDoT ID

J8S0736H

Federal ID

-

Project From

Fremont Road

Project To

22nd Street

Project Considerations

Bike/Ped Plan, Advance  
Construction

Project Description

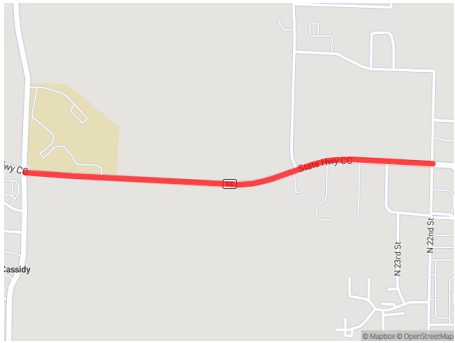
Route CC design, right-of-way acquisition and utility relocations for capital improvements from Fremont Road to 22nd Street in Ozark.

Funding Source Notes

Non-Federal Funding Sources: State Transportation Revenues, City of of Ozark Funds; FYI: Federal Funding Category upon Anticipated Advanced Construction (AC) Conversion - STBG

PHASE	FUND SOURCE	PRIOR	FY2023	FY2024	FY2025	FY2026	FUTURE	TOTAL
Engineering	MoDOT	-	\$2,000	\$1,000	\$1,000	-	-	\$4,000
Engineering	Local	-	\$56,442	-	-	-	-	\$56,442
Engineering	STBG-U (FHWA)	-	\$225,769	-	-	-	-	\$225,769
Engineering	MoDOT-AC	-	\$8,000	\$4,000	\$4,000	-	-	\$16,000
Total Engineering		-	\$292,211	\$5,000	\$5,000	-	-	\$302,211
ROW	STBG-U (FHWA)	-	-	\$221,819	-	-	-	\$221,819
ROW	Local	-	-	\$55,455	-	-	-	\$55,455
Total ROW		-	-	\$277,274	-	-	-	\$277,274
Construction	STBG-U (FHWA)	-	-	-	\$213,026	-	-	\$213,026
Construction	Local	-	-	-	\$53,257	-	-	\$53,257
Total Construction		-	-	-	\$266,283	-	-	\$266,283
Payment	MoDOT	-	-	\$111,897	\$53,257	-	-	\$165,154
Payment	MoDOT-AC	-	-	\$447,588	\$213,026	-	-	\$660,614
Total Payment		-	-	\$559,485	\$266,283	-	-	\$825,768
Total Programmed		-	\$292,211	\$841,759	\$537,566	-	-	\$1,671,536

CURRENT CHANGE REASON	New Project
FEDERAL PROJECT COST	Stays the same \$660,614
TOTAL PROJECT COST	Stays the same \$1,671,536



## REVENUE

Revenue Source	Carryover	2023	2024	2025	2026	Total
MoDOT State/Federal	\$19,735,000	\$113,486,000	\$67,927,000	\$93,213,000	\$68,902,007	\$363,263,007
Suballocated STBG-U	\$13,862,865	\$7,583,829	\$7,735,505	\$7,890,216	\$8,048,020	\$45,120,435
Suballocated TAP	\$1,501,239	\$863,067	\$880,328	\$897,935	\$915,894	\$5,058,463
Suballocated CRP	\$0	\$905,124	\$923,226	\$941,691	\$960,525	\$3,730,566
Aviation - FAA	\$0	\$13,212,000	\$15,075,000	\$6,255,000	\$5,031,000	\$39,573,000
FTA 5307	\$0	\$3,547,752	\$3,618,707	\$3,691,081	\$3,764,903	\$14,622,442
FTA 5310	\$580,425	\$435,799	\$444,515	\$453,405	\$462,473	\$2,376,618
FTA 5339	\$1,124,260	\$348,762	\$354,737	\$360,832	\$367,049	\$2,555,640
Transit MO HealthNet Contract	\$0	\$103,000	\$103,000	\$103,000	\$103,000	\$412,000
Transit State Operating Funding	\$0	\$43,500	\$43,500	\$43,500	\$43,500	\$174,000
CU Transit Utility Ratepayers	\$0	\$8,655,203	\$7,663,762	\$8,489,801	\$8,489,801	\$33,298,567
CU Transit Farebox and Ads	\$0	\$951,750	\$951,689	\$951,891	\$951,891	\$3,807,221
Human Service Agencies	\$100,246	\$59,922	\$61,121	\$62,343	\$63,590	\$347,222
<b>TOTAL</b>	<b>\$36,904,035</b>	<b>\$150,195,708</b>	<b>\$105,782,091</b>	<b>\$123,353,695</b>	<b>\$98,103,652</b>	<b>\$514,339,181</b>

## LOCAL PUBLIC AGENCY CAPACITY

LPA Capacity	2023	2024	2025	2026	Total
CART All Jurisdictions (Projected)	\$15,216,048	\$15,216,048	\$15,216,048	\$15,216,048	\$60,864,192
O&M (620.35 miles * \$5,291/mile)	(\$3,282,272)	(\$3,331,506)	(\$3,381,479)	(\$3,432,201)	(\$13,427,458)
TIP Programmed Funds All Jurisdictions	(\$16,668,310)	(\$11,138,298)	(\$1,162,170)	(\$1,077,005)	(\$30,045,783)
Other Committed Funds All Jurisdictions	\$53,997,353	\$53,997,353	\$53,997,353	\$53,997,353	\$215,989,412
<b>TOTAL</b>	<b>\$49,262,819</b>	<b>\$54,743,597</b>	<b>\$64,669,752</b>	<b>\$64,704,195</b>	<b>\$233,380,363</b>

Transit Capacity	2023	2024	2025	2026	Total
Total System Operations	\$10,034,000	\$10,234,000	\$10,438,000	\$10,647,000	\$41,353,000
Total System Maintenance	\$1,144,000	\$1,166,900	\$1,190,000	\$1,214,000	\$4,714,900
Total Programmed O&M	(\$8,780,598)	(\$8,780,598)	(\$8,780,598)	(\$8,780,598)	(\$35,122,392)
<b>Additional O&amp;M Costs</b>	<b>\$2,397,402</b>	<b>\$2,620,302</b>	<b>\$2,847,402</b>	<b>\$3,080,402</b>	<b>\$10,945,508</b>

## FINANCIAL CONSTRAINT

### FHWA Sponsored Projects

Fund Type	Programmed (2023)	Programmed (2024)	Programmed (2025)	Programmed (2026)
<b>FEDERAL</b>				
130 (FHWA)	\$1,240,000	\$0	\$0	\$0
BRO (FHWA)	\$924,000	\$1,988,270	\$48,000	\$36,000
CRISI (FRA )	\$343,000	\$0	\$0	\$0
CRP (FHWA)	\$880,000	\$0	\$0	\$0
CRRSAA (FHWA)	\$2,684,230	\$0	\$0	\$0
FLAP (FHWA)	\$870,000	\$0	\$0	\$0
I/M (FHWA)	\$90,000	\$90,000	\$135,000	\$135,000
NHPP (FHWA)	\$43,063,202	\$16,161,600	\$49,382,700	\$22,444,000
SAFETY (FHWA)	\$21,365,243	\$6,519,600	\$815,100	\$27,000
STAP (FHWA)	\$644,000	\$331,000	\$0	\$0
STBG (FHWA)	\$8,894,671	\$4,351,002	\$179,200	\$19,200
STBG-U (FHWA)	\$15,097,573	\$10,869,580	\$4,596,679	\$268,018
TAP (FHWA)	\$2,776,953	\$0	\$374,000	\$0
Federal Subtotal	\$98,872,872	\$40,311,052	\$55,530,679	\$22,929,218
<b>STATE</b>				
MoDOT	\$20,456,021	\$13,096,848	\$15,013,701	\$7,509,200
MoDOT-AC	\$20,923,791	\$28,341,188	\$30,275,208	\$6,273,600
MoDOT-GCSA	\$653,000	\$0	\$0	\$0
MoDOT O&M	\$5,935,528	\$6,024,561	\$6,114,930	\$6,206,654
State Subtotal	\$47,968,340	\$47,462,597	\$51,403,839	\$19,989,454
<b>LOCAL/OTHER</b>				
Local	\$16,668,310	\$11,138,298	\$1,162,170	\$1,077,005
Other	\$10,356,010	\$0	\$0	\$0
Local/Other Subtotal	\$27,024,320	\$11,138,298	\$1,162,170	\$1,077,005
<b>Total</b>	<b>\$173,865,532</b>	<b>\$98,911,947</b>	<b>\$108,096,688</b>	<b>\$43,995,677</b>

	Prior Year	FY 2023	FY 2024	FY 2025	FY 2026	TOTAL
Available State and Federal Funding	\$19,735,000	\$113,486,000	\$67,927,000	\$93,213,000	\$68,902,007	\$363,263,007
Federal Discretionary Funding	\$1,213,000	\$0	\$0	\$0	\$0	\$1,213,000
Available Operations and Maintenance Funding	\$0	\$5,935,528	\$6,024,561	\$6,114,930	\$6,206,654	\$24,281,673
Funds from Other Sources (inc. Local)	\$0	\$27,024,320	\$11,138,298	\$1,162,170	\$1,077,005	\$40,401,793
Available Suballocated Funding	\$15,364,104	\$9,352,020	\$9,539,060	\$9,729,841	\$9,924,438	\$53,909,464
<b>TOTAL AVAILABLE FUNDING</b>	<b>\$36,312,104</b>	<b>\$155,797,868</b>	<b>\$94,628,920</b>	<b>\$110,219,941</b>	<b>\$86,110,104</b>	<b>\$483,068,937</b>
Carryover		\$36,312,104	\$18,244,440	\$13,961,412	\$16,084,666	--
Programmed State and Federal Funding		(\$173,865,532)	(\$98,911,947)	(\$108,096,688)	(\$43,995,677)	(\$424,869,844)
<b>TOTAL REMAINING</b>	<b>\$36,312,104</b>	<b>\$18,244,440</b>	<b>\$13,961,412</b>	<b>\$16,084,666</b>	<b>\$58,199,093</b>	<b>\$58,199,093</b>