



OZARKS TRANSPORTATION ORGANIZATION  
A METROPOLITAN PLANNING ORGANIZATION

**REVISED**

**Technical Planning Committee Electronic Meeting Agenda  
Thursday, November 3, 2022, 9:00 a.m.**

The public can follow this Electronic (via Email) meeting at:  
<https://www.ozarkstransportation.org/our-resources/agendas-minutes/tpc-e-meeting-11-03-2022>

Call to Order ..... 9:00 a.m.

**I. FY 2023-2026 TIP Amendment Two**

~~Four~~ **Three** changes are requested for the FY 2023-2026 Transportation Improvement Program.

**TECHNICAL PLANNING COMMITTEE ACTION REQUESTED TO RECOMMEND APPROVAL OF FY 2023-2026 TIP AMENDMENT TWO TO THE BOARD OF DIRECTORS**

**II. Adjournment**

*Si usted necesita la ayuda de un traductor, por favor comuníquese con Andy Thomason al (417) 865-3042, al menos 48 horas antes de la reunión.*

*Persons who require special accommodations under the Americans with Disabilities Act or persons who require interpreter services (free of charge) should contact Andy Thomason at (417) 865-3042 at least 24 hours ahead of the meeting.*

*If you need relay services please call the following numbers: 711 - Nationwide relay service; 1-800-735- 2966 - Missouri TTY service; 1-800-735-0135 - Missouri voice carry-over service.*

*OTO fully complies with Title VI of the Civil Rights Act of 1964 and related statutes and regulations in all programs and activities. For more information or to obtain a Title VI Complaint Form, see [www.ozarkstransportation.org](http://www.ozarkstransportation.org) or call (417) 865-3042.*

**TECHNICAL PLANNING COMMITTEE AGENDA 11/3/2022; ITEM I.**

**Amendment Number Two to the FY 2023-2026 Transportation Improvement Program**

**Ozarks Transportation Organization  
(Springfield, MO Area MPO)**

**AGENDA DESCRIPTION:**

There are three items included as part of Amendment Number Two to the FY 2023-2026 Transportation Improvement Program.

1. **\*Revised\*** Walnut Street Bridge (SP2104-23A2)  
The City of Springfield was awarded funds for the Walnut Street Bridge through the MoDOT Regional Bridge Program. These funds will replace STBG-U funding in the project, which has also increased in cost. The total programmed amount is \$2,400,338 plus \$300,000 in prior funding.
2. **\*New\*** I-44 and Mulroy Road Improvements (SP2311-23A2)  
While privately funded at \$6,000,000, this project impacts the Interstate system and requires coordination with FHWA for access justification.
3. **\*New\*** LeCompte Road Improvements (SP2312-23A2)  
The City of Springfield received EDA funding for improvements to LeCompte north of Division and at the intersection with Division. Remaining funding comes from the City of Springfield and the Erlen Group. The total programmed amount is \$4,012,020.

**TECHNICAL PLANNING COMMITTEE ACTION REQUESTED:**

A member of the Technical Planning Committee is requested to make one of the following motions:

“Move to recommend that the Board of Directors approve Amendment 2 to the FY 2023-2026 Transportation Improvement Program.”

OR

“Move to recommend the Board of Directors approve Amendment 2 to the FY 2023-2026 Transportation Improvement Program, with these changes...”

## Project Overview

### 3 Projects Listed

#### SP2104-23A2 - WALNUT STREET BRIDGE

Plan Revision	Section	Project Type	Lead Agency
23A2	Sponsored by Local Public Agencies	Asset Management - Bridge	City of Springfield

County	Municipality	Status	Total Cost
Greene County	Springfield	Programmed	\$2,700,338

MoDoT ID	Federal ID	Project From	Project To
-	5901819	Jordan Creek	-

Project Considerations

Environmental Justice Area,  
Bike/Ped Plan

Project Description

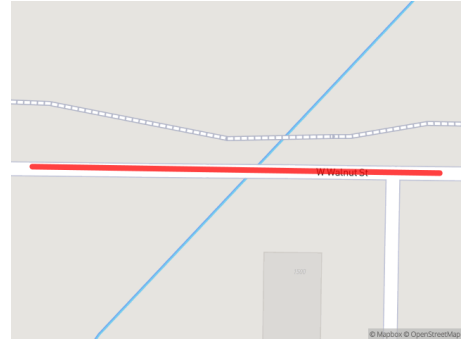
Replacement of Walnut Street Bridge over Jordan Creek and incorporate a future trail under the bridge.

Funding Source Notes

Non-Federal Funding Source: City of Springfield

PHASE	FUND SOURCE	PRIOR	FY2023	FY2024	FY2025	FY2026	FUTURE	TOTAL
ROW	Local	\$60,000	-	-	-	-	-	\$60,000
ROW	STBG-U (FHWA)	\$240,000	-	-	-	-	-	\$240,000
<b>Total ROW</b>		\$300,000	-	-	-	-	-	\$300,000
Construction	Local	-	-	\$480,068	-	-	-	\$480,068
Construction	BRO (FHWA)	-	-	\$1,920,270	-	-	-	\$1,920,270
<b>Total Construction</b>		-	-	\$2,400,338	-	-	-	\$2,400,338
<b>Total Programmed</b>		\$300,000	-	\$2,400,338	-	-	-	\$2,700,338

<b>CURRENT CHANGE REASON</b>	Schedule / Funding / Scope- Update Changes in a project's total programmed amount greater than 25% (or any amount greater than \$2,000,000)
<b>PROJECT CHANGES</b>	ID changed from "SP2104-20A7" to "SP2104-23A2" Plan Revision Name changed from "23Adopted" to "23A2"
<b>FUNDING CHANGES</b>	<p><b>Local</b></p> <ul style="list-style-type: none"> <li>+ Increase funds in FY 2021 in ROW from \$0 to \$60,000</li> <li>- Decrease funds in FY 2024 in ROW from \$60,000 to \$0</li> <li>+ Increase funds in FY 2024 in CON from \$340,000 to \$480,068</li> </ul> <p><b>STBG-U (FHWA)</b></p> <ul style="list-style-type: none"> <li>- Decrease funds in FY 2024 in ROW from \$240,000 to \$0</li> <li>+ Increase funds in FY 2021 in ROW from \$0 to \$240,000</li> <li>- Decrease funds in FY 2024 in CON from \$1,360,000 to \$0</li> </ul> <p><b>BRO (FHWA)</b></p> <ul style="list-style-type: none"> <li>+ Increase funds in FY 2024 in CON from \$0 to \$1,920,270</li> </ul>
<b>FEDERAL PROJECT COST</b>	Increased from \$1,600,000 to \$2,160,270 (35.02%)
<b>TOTAL PROJECT COST</b>	Increased from \$2,000,000 to \$2,700,338 (35.02%)



### SP2311-23A2 - I-44 AND MULROY ROAD IMPROVEMENTS

Plan Revision <b>23A2</b>	Section <b>Sponsored by Local Public Agencies</b>	Project Type <b>System Improvement</b>	Lead Agency <b>MoDOT</b>
County <b>Greene County</b>	Municipality <b>Springfield</b>	Status <b>In Progress</b>	Total Cost <b>\$6,000,000</b>
MoDOT ID <b>SP2104DA</b>	Federal ID <b>-</b>	Project From <b>I-44</b>	Project To <b>FR 104</b>

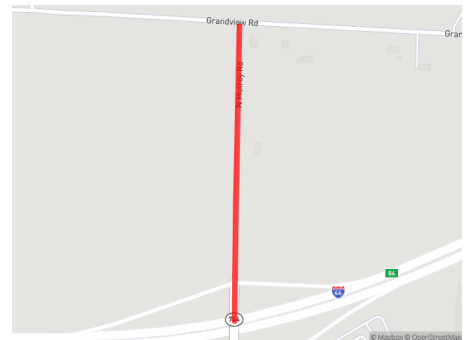
Project Considerations  
Environmental Justice Area,  
Bike/Ped Plan

Project Description  
Mulroy Road Interchange ramp and roadway improvements at I-44

Funding Source Notes  
Funded by Buc-ee's Springfield, LLC and Cottler's Range Community Improvement District.

PHASE	FUND SOURCE	PRIOR	FY2023	FY2024	FY2025	FY2026	FUTURE	TOTAL
Construction	Other	-	\$6,000,000	-	-	-	-	\$6,000,000
<b>Total Construction</b>		-	\$6,000,000	-	-	-	-	\$6,000,000
<b>Total Programmed</b>		-	<b>\$6,000,000</b>	-	-	-	-	<b>\$6,000,000</b>

<b>CURRENT CHANGE REASON</b>	New Project
<b>FEDERAL PROJECT COST</b>	Stays the same \$0
<b>TOTAL PROJECT COST</b>	Stays the same \$6,000,000



### SP2312-23A2 - LECOMPTE ROAD IMPROVEMENTS

Plan Revision <b>23A2</b>	Section <b>Sponsored by Local Public Agencies</b>	Project Type <b>System Improvement</b>	Lead Agency <b>City of Springfield</b>
County <b>Greene County</b>	Municipality <b>Springfield</b>	Status <b>Programmed</b>	Total Cost <b>\$4,012,020</b>
MoDoT ID <b>-</b>	Federal ID <b>-</b>	Project From <b>Division Street</b>	Project To <b>BNSF RR</b>

Project Considerations

Environmental Justice Area,  
Bike/Ped Plan, Regional Trail  
Plan Priority

Project Description

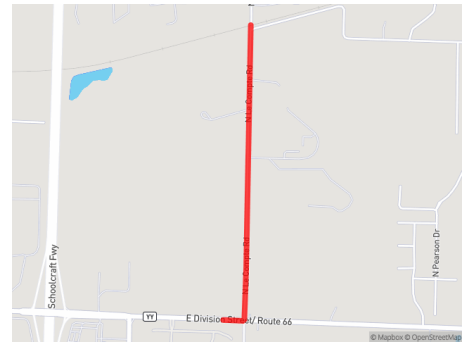
LeCompte Road improvements from Division Street north to the BNSF Railroad Tracks at the Springfield Underground entrance, including improvements to the intersection at Division Street.

Funding Source Notes

Non-Federal Funding Source: City of Springfield and the Erlen Group; FYI: \$1,500,000 EDA Grant, remaining funding cost share between Erlen Group and Springfield (50/50)

PHASE	FUND SOURCE	PRIOR	FY2023	FY2024	FY2025	FY2026	FUTURE	TOTAL
Construction	Other	-	\$2,756,010	-	-	-	-	\$2,756,010
Construction	Local	-	\$1,256,010	-	-	-	-	\$1,256,010
<b>Total Construction</b>		-	<b>\$4,012,020</b>	-	-	-	-	<b>\$4,012,020</b>
<b>Total Programmed</b>		-	<b>\$4,012,020</b>	-	-	-	-	<b>\$4,012,020</b>

<b>CURRENT CHANGE REASON</b>	New Project
<b>FEDERAL PROJECT COST</b>	Stays the same \$0
<b>TOTAL PROJECT COST</b>	Stays the same \$4,012,020



## REVENUE

Revenue Source	Carryover	2023	2024	2025	2026	Total
MoDOT State/Federal	\$19,735,000	\$113,486,000	\$67,927,000	\$93,213,000	\$68,902,007	\$363,263,007
Suballocated STBG-U	\$13,862,865	\$7,583,829	\$7,735,505	\$7,890,216	\$8,048,020	\$45,120,435
Suballocated TAP	\$1,501,239	\$863,067	\$880,328	\$897,935	\$915,894	\$5,058,463
Suballocated CRP	\$0	\$905,124	\$923,226	\$941,691	\$960,525	\$3,730,566
Aviation - FAA	\$0	\$13,212,000	\$15,075,000	\$6,255,000	\$5,031,000	\$39,573,000
FTA 5307	\$0	\$3,547,752	\$3,618,707	\$3,691,081	\$3,764,903	\$14,622,442
FTA 5310	\$580,425	\$435,799	\$444,515	\$453,405	\$462,473	\$2,376,618
FTA 5339	\$1,124,260	\$348,762	\$354,737	\$360,832	\$367,049	\$2,555,640
Transit MO HealthNet Contract	\$0	\$103,000	\$103,000	\$103,000	\$103,000	\$412,000
Transit State Operating Funding	\$0	\$43,500	\$43,500	\$43,500	\$43,500	\$174,000
CU Transit Utility Ratepayers	\$0	\$8,655,203	\$7,663,762	\$8,489,801	\$8,489,801	\$33,298,567
CU Transit Farebox and Ads	\$0	\$951,750	\$951,689	\$951,891	\$951,891	\$3,807,221
Human Service Agencies	\$100,246	\$59,922	\$61,121	\$62,343	\$63,590	\$347,222
<b>TOTAL</b>	<b>\$36,904,035</b>	<b>\$150,195,708</b>	<b>\$105,782,091</b>	<b>\$123,353,695</b>	<b>\$98,103,652</b>	<b>\$514,339,181</b>

## LOCAL PUBLIC AGENCY CAPACITY

LPA Capacity	2023	2024	2025	2026	Total
CART All Jurisdictions (Projected)	\$15,216,048	\$15,216,048	\$15,216,048	\$15,216,048	\$60,864,192
O&M (620.35 miles * \$5,291/mile)	(\$3,282,272)	(\$3,331,506)	(\$3,381,479)	(\$3,432,201)	(\$13,427,458)
TIP Programmed Funds All Jurisdictions	(\$15,815,028)	(\$11,082,843)	(\$576,814)	(\$1,077,005)	(\$28,551,690)
Other Committed Funds All Jurisdictions	\$53,997,353	\$53,997,353	\$53,997,353	\$53,997,353	\$215,989,412
<b>TOTAL</b>	<b>\$50,116,101</b>	<b>\$54,799,052</b>	<b>\$65,255,108</b>	<b>\$64,704,195</b>	<b>\$234,874,456</b>

Transit Capacity	2023	2024	2025	2026	Total
Total System Operations	\$10,034,000	\$10,234,000	\$10,438,000	\$10,647,000	\$41,353,000
Total System Maintenance	\$1,144,000	\$1,166,900	\$1,190,000	\$1,214,000	\$4,714,900
Total Programmed O&M	(\$8,780,598)	(\$8,780,598)	(\$8,780,598)	(\$8,780,598)	(\$35,122,392)
<b>Additional O&amp;M Costs</b>	<b>\$2,397,402</b>	<b>\$2,620,302</b>	<b>\$2,847,402</b>	<b>\$3,080,402</b>	<b>\$10,945,508</b>

**FINANCIAL CONSTRAINT**

**FHWA Sponsored Projects**

Fund Type	Programmed (2023)	Programmed (2024)	Programmed (2025)	Programmed (2026)
<b>FEDERAL</b>				
130 (FHWA)	\$1,240,000	\$0	\$0	\$0
BRO (FHWA)	\$924,000	\$1,988,270	\$48,000	\$36,000
CRISI (FRA )	\$343,000	\$0	\$0	\$0
CRP (FHWA)	\$0	\$0	\$0	\$0
CRRSAA (FHWA)	\$2,684,230	\$0	\$0	\$0
FLAP (FHWA)	\$870,000	\$0	\$0	\$0
I/M (FHWA)	\$90,000	\$90,000	\$135,000	\$135,000
NHPP (FHWA)	\$43,063,202	\$16,161,600	\$49,382,700	\$22,444,000
SAFETY (FHWA)	\$21,365,243	\$6,519,600	\$815,100	\$27,000
STAP (FHWA)	\$644,000	\$331,000	\$0	\$0
STBG (FHWA)	\$8,894,671	\$4,351,002	\$179,200	\$19,200
STBG-U (FHWA)	\$14,571,804	\$10,647,761	\$2,255,256	\$268,018
TAP (FHWA)	\$769,593	\$0	\$374,000	\$0
Federal Subtotal	\$95,459,743	\$40,089,233	\$53,189,256	\$22,929,218
<b>STATE</b>				
MoDOT	\$20,462,021	\$12,989,951	\$14,420,800	\$7,509,200
MoDOT-AC	\$20,947,791	\$27,913,600	\$27,856,200	\$6,273,600
MoDOT-GCSA	\$653,000	\$0	\$0	\$0
MoDOT O&M	\$5,935,528	\$6,024,561	\$6,114,930	\$6,206,654
State Subtotal	\$47,998,340	\$46,928,112	\$48,391,930	\$19,989,454
<b>LOCAL/OTHER</b>	<b>\$42,062,812</b>	<b>\$40,903,551</b>	<b>\$42,277,000</b>	<b>\$13,782,800</b>
Local	\$15,815,028	\$11,082,843	\$576,814	\$1,077,005
Other	\$8,856,010	\$0	\$0	\$0
Local/Other Subtotal	\$24,671,038	\$11,082,843	\$576,814	\$1,077,005
<b>Total</b>	<b>\$168,129,121</b>	<b>\$98,100,188</b>	<b>\$102,158,000</b>	<b>\$43,995,677</b>
	\$162,193,593	\$92,075,627	\$96,043,070	\$37,789,023

	Prior Year	FY 2023	FY 2024	FY 2025	FY 2026	TOTAL
Available State and Federal Funding	\$19,735,000	\$113,486,000	\$67,927,000	\$93,213,000	\$68,902,007	\$363,263,007
Federal Discretionary Funding	\$1,213,000	\$0	\$0	\$0	\$0	\$1,213,000
Available Operations and Maintenance Funding	\$0	\$5,935,528	\$6,024,561	\$6,114,930	\$6,206,654	\$24,281,673
Funds from Other Sources (inc. Local)	\$0	\$24,671,038	\$11,082,843	\$576,814	\$1,077,005	\$37,407,700
Available Suballocated Funding	\$15,364,104	\$9,352,020	\$9,539,060	\$9,729,841	\$9,924,438	\$53,909,464
<b>TOTAL AVAILABLE FUNDING</b>	<b>\$36,312,104</b>	<b>\$153,444,586</b>	<b>\$94,573,465</b>	<b>\$109,634,585</b>	<b>\$86,110,104</b>	<b>\$480,074,844</b>
Carryover		\$36,312,104	\$21,627,569	\$18,100,845	\$25,577,431	--
Programmed State and Federal Funding		(\$168,129,121)	(\$98,100,188)	(\$102,158,000)	(\$43,995,677)	(\$412,382,986)
<b>TOTAL REMAINING</b>	<b>\$36,312,104</b>	<b>\$21,627,569</b>	<b>\$18,100,845</b>	<b>\$25,577,431</b>	<b>\$67,691,858</b>	<b>\$67,691,858</b>